



Sheriff Mike Linder

2019 Annual Report



A scroll with a mission statement for the Yellowstone County Sheriff's Office. The scroll is unrolled, showing the text in a black, serif font. The scroll has a textured, aged appearance with some fraying at the edges.

MISSION STATEMENT:

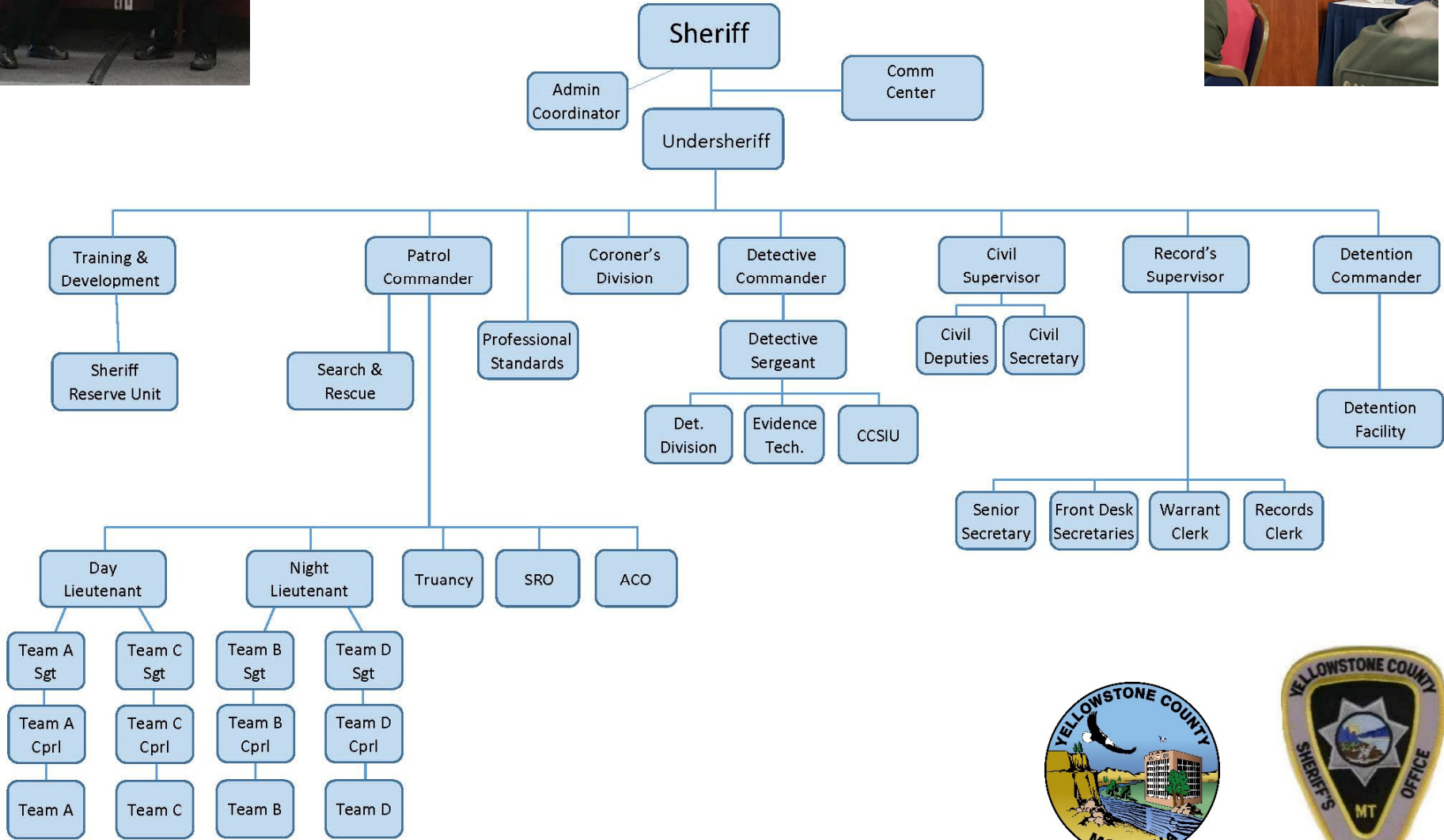
YELLOWSTONE COUNTY SHERIFF'S OFFICE

THE MISSION OF THE YELLOWSTONE COUNTY
SHERIFF'S OFFICE IS TO MAINTAIN AND IMPROVE
THE QUALITY OF LIFE WITHIN THE COMMUNITY BY
WORKING WITH ALL PEOPLE TO PRESERVE LIFE,
MAINTAIN HUMAN RIGHTS, PROTECT PROPERTY
AND PROMOTE INDIVIDUAL RESPONSIBILITY
AND COMMUNITY COMMITMENT.



Yellowstone County Sheriff's Office

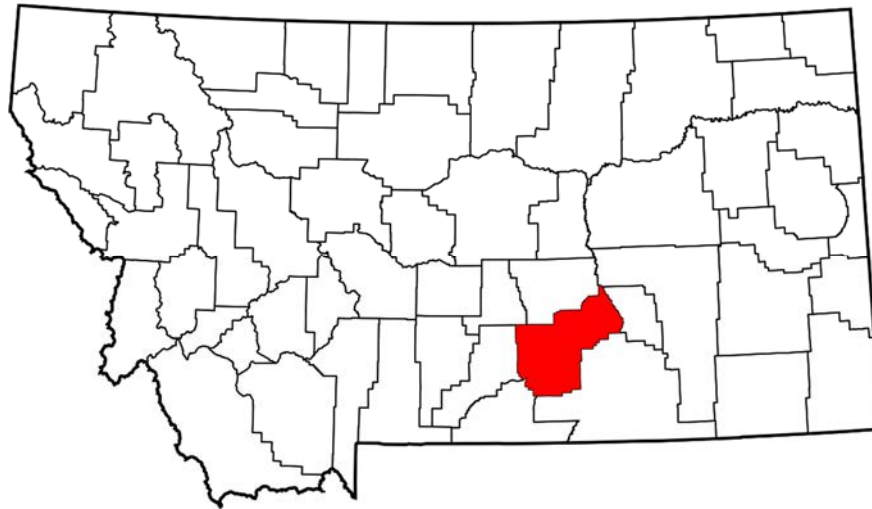
Organizational Structure as of 01-01-20



Yellowstone County Sheriff's Office

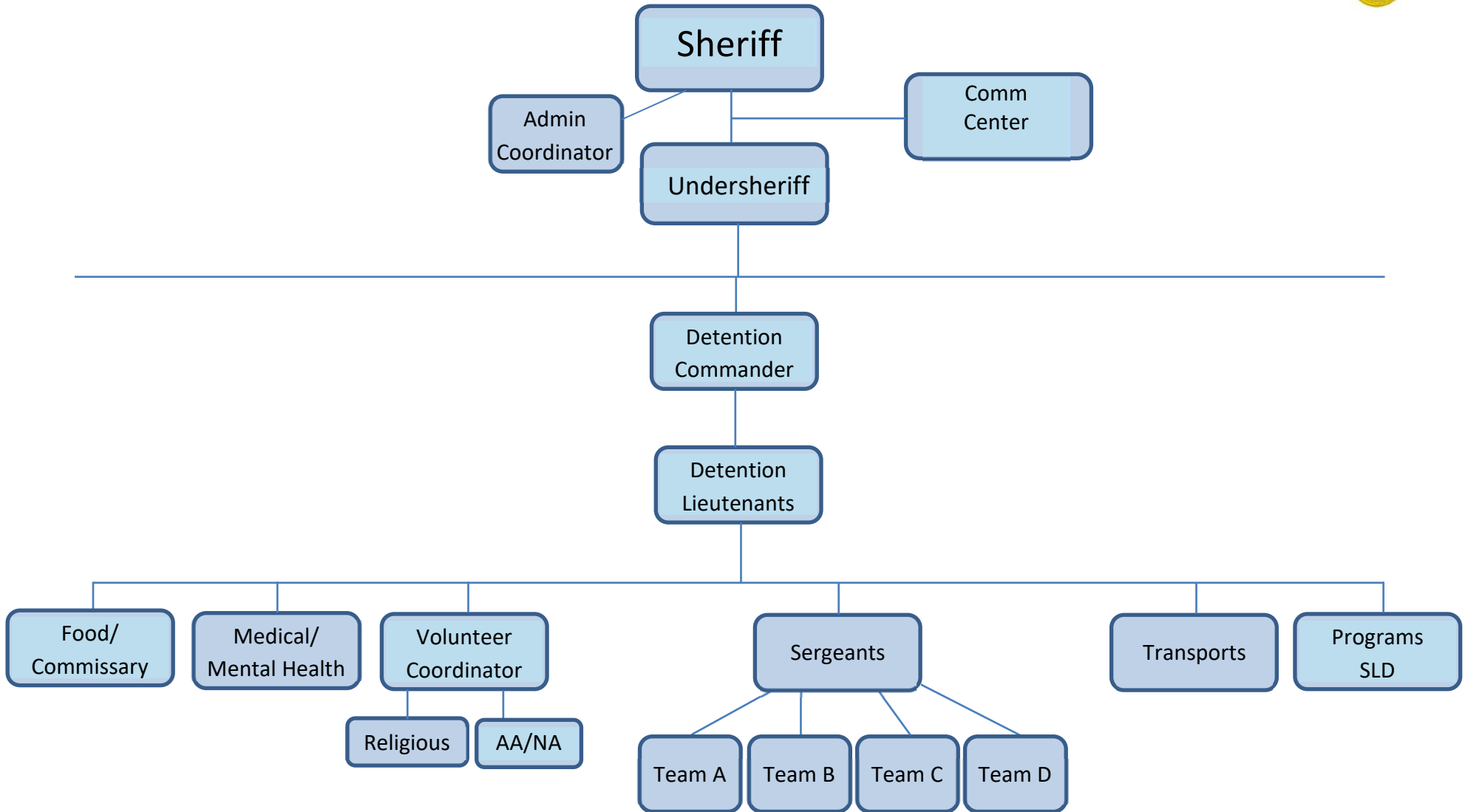
Yellowstone County is the most populous county in the U.S. state of Montana. As of the 2010 United States Census, the population was 147,972, and a 2018 estimate put the population at 160,137.

59 Sworn Officers
18 Civilian Employees
14 Reserve Officers
Cover 2,649 miles





Yellowstone County Detention Center Organizational Structure as of 01-01-20



The Yellowstone County Detention Facility



The first jail in Yellowstone County was constructed in 1884 at 401 N. 27th, currently the Yellowstone Art Museum. This jail was in use until 1961 when a new jail was built on the 8th floor of the County Courthouse, located at 3rd Ave. North and North 27th. In 1981, the American Civil Liberties Union filed suit on the deteriorating conditions and uncorrectable physical characteristics of the jail. A court order was issued by a U.S. District Judge to the Sheriff and Board of County Commissioners to correct the deficiencies. It was determined that it would not be cost efficient or feasible to renovate and expand the existing Jail at the Courthouse.

Under the leadership of Sheriff Mike Schafer with the cooperation of the Board of County Commissioners and many interested citizens, plans for a new Yellowstone County Detention Facility were begun. The new/current Detention Facility is located at 3165 King Avenue East. This Facility was dedicated on August 21, 1987.

The original design of the Facility allowed for the safe keeping of 174 inmates, on a ten- acre site, allowing for future expansion. By 1995 the inmate population had exceeded the original built capacity and plans were begun to expand with two "dormitory-type" units to house 100 more inmates. Construction of the expansion units was started in June 1996 and opened, January 1997.

The Yellowstone County Detention Facility operates under the "Direct Supervision" concept. This concept represents what has been commonly referred to as the "New Generation" in jails. The Direct Supervision philosophy focuses on the concept of control through


effective staff presence and interaction. The Yellowstone County Detention Facility was the first and is still the only truly Direct Supervision Facility in the State of Montana.

In 2012, we had over 10,000 remands. Since then, we have initiated alternative programs such as Sheriff Labor Detail (SLD) and 24/7 breath testing, which substantially reduced the number of incarcerations.

	<u>2015</u>	<u>2016</u>	<u>2017</u>	<u>2018</u>	<u>2019</u>
Remands	7,832	6,591	5,683	5,341	6,016

Average Length of Stay = 98.4 days

Daily inmate population*					
Year	2015	2016	2017	2018	2019
January	475	509	496	491	521
February	472	500	504	490	519
March	473	502	492	501	516
April	481	510	500	508	517
May	487	507	511	495	514
June	475	506	500	500	528
July	461	488	489	504	534
August	486	482	503	509	527
September	498	494	483	516	546
October	498	498	470	519	541
November	483	489	477	518	518
December	493	492	478	491	503
YTD Total Avg.	482	498	492	504	524



We have 104 employees at the detention center. This includes the Administration, Supervisory Staff, Detention Officers, Booking Clerks, Control Operators, and volunteer coordinator. We have 3 full time Maintenance, Contract Medical and Mental Health Services, and food and canteen services as well.

Captain Roger Bodine
Detention Commander

*to the nearest whole number

Investing in our Future!



Projected Completion Estimated totals - Completed All In- \$20,907,572.00



PROJECT UP TO DEC. 2019

SPEND TO DATE

YCDF Women's Addition	\$13,658,242.67	YCDF Admin	\$ 160,045.00
YCDF Remodel	\$ 2,860,562.00	Spend to Date Total	\$17,789,281.67
YCDF Sewer	\$ 1,110,432.00		
	\$17,629,236.67		

\$362,402.00 spent on Out of Scope Owners Cost (Civil, Masonry, Concrete, testing, Hulteng Owners Rep Fees, Permits, new generator etc)

FY20 project spend

YCDF Booking budget (\$622,645.00) • Remainder of Admin (\$202,157.00)

Yellowstone County Sheriff's Office Civil Division

PURPOSE:

The purpose of the Civil Division is to serve papers upon persons specified by the requester who wishes them served. The Sheriff utilizes Civil Officers to act as the agent of the Sheriff in serving civil process. The purpose of serving the papers through the Civil Division is to have a formal, accurate record of all civil service requests, denoting who was served, when they were served, and where they were served; or if the person cannot be served, to have a formal, accurate record of the reason for non-service. If the person named to be served on the service request denies being served, the officer making the service can be subpoenaed into Court to testify that he or she served the defendant.

OPERATIONS:

The Civil Division employs one Civil Clerk who enters service request cases into the records management computer system, prepares all paperwork for service, and creates Returns of Service for court filing; three Civil Officers that are responsible for completing all service requests and documenting all service attempts; and one Civil Operations Supervisor who administers the day-to-day operations and completes the reporting requirements of the Division.

The Civil Division is responsible for the service of all civil process items that are presented to the Sheriff's Office -which encompasses a wide variety of documents including but not limited to Orders of Protection and Restraining Orders; Show-Cause Orders; Civil case Summons, Subpoenas, Letters, Answers/Responses, Motions, Orders and Notices; Domestic Relations and Civil case pleadings, such as for Dissolutions of Marriage, Parenting Plans, Name Changes, Guardianships, Probates, and Paternity Suits; Small Claims filings; Landlord/Tenant actions, such as Eviction Notices, Summons and Complaint for Eviction, and Tenant Injunctions; Judgments/Decrees; Subpoenas; Notices of Trustee's Sale; Youth in Need of Care Case Filings; and Child Support Enforcement Orders and Notices. The Civil Division is also responsible for the execution process of Court-issued Writs that are presented to the Sheriff's Office -which include Writs of Execution for Wage Garnishments, Bank Levies, Personal Property Seizures/ Sheriffs Sales, and Real Property Seizures/ Sheriff's Sales; Treasurer's Delinquent Tax Writ Seizures/ Sheriffs Sales; Writs of Assistance; Writs of Attachment (for seizure of pre-judgment assets in Civil matters); and Writs of Possession or Restitution for Evictions.

CIVIL PROCESS ACTION TYPES RECEIVED FOR SERVICE

YEAR:	2019	2018	2017	2016	2015
<u>Action Types</u>	<u>Annual Cases per Action Type:</u>				
Answer/ Counterclaims:	25	17	5	8	2
Criminal No Contact Orders:	1	0	0	0	0
Criminal Subpoenas:	50	*	*	*	*
Criminal Subpoenas – Out of State:	1	*	*	*	*
Cease and Desist Actions:	0	0	8	23	17
Child Support Actions:	941	1017	679	464	407
Out-of-State Child Support Actions:	14	12	2	0	0
Eviction Actions:	49	47	52	26	28
Injunctions:	8	6	6	8	0
Judgments/Decrees:	0	3	1	4	1
Juvenile Notices of Hearing:	1	*	*	*	*
Motions:	73	52	25	39	40
Notices, Letters, Postings:	43	43	19	55	30
Orders:	52	55	52	56	47
Orders of Protection:	204	171	177	187	150
Petitions:	14	15	13	7	0
Restraining Orders	8	0	4	3	4
Treasurer’s Tax Writ Seizures:	293	350	293	0	0
Sales on Execution - Personal Property:	5	1	6	18	12
Sales on Execution - Real Estate Sales:	9	7	7	5	5

Small Claims Actions:	75	64	44	49	20
Civil Subpoenas:	93	64	90	45	56
Summons and Complaint/Petitions:	944	887	919	620	653
Temporary Orders of Protection:	624	468	457	416	405
Writs of Assistance	2	0	0	0	0
Writs of Attachment:	0	0	2	0	1
Writs of Execution: Bank Levies:	54	34	52	**71	**74
Writs of Exec.: Wage Garnishments	30	29	17	**	**
Writ of Exec.: Personal Property Seizures	0	3	0	0	0
Writs of Possession:	0	0	0	1	0
Writs of Restitution:	1	0	1	0	2
Youth in Need of Care Actions:	732	1030	1298	1028	806
Youth in Need of Care - Out of State:	5	0	0	0	0
<u>ANNUAL TOTALS:</u>	<u>4351</u>	<u>4378</u>	<u>4229</u>	<u>3133</u>	<u>2760</u>

**Service tracking not available prior to 2019*

***Prior to the end of 2017, Bank Levies and Wage Garnishments were combined under "Writs of Execution".*



Clip art provided by Direct Access Legal Services


CIVIL PROCESS SERVICE STATISTICS FOR 2019

<u>Action Type</u>	<u>Total Services Requested</u>	<u>Number of Unsuccessful Attempts</u>	<u>Successful Services</u>	<u>Returned Unserved or Cancelled by Requestor</u>	<u>Active at Year End</u>	<u>Service Success Rate</u>
Answer/ Counterclaims:	25	12	25	0	0	100%
Criminal No Contact Orders:	1	2	1	0	0	100%
Criminal Subpoenas:	123	76	59	47	17	56%
Criminal Subpoenas – Out of State:	1	2	0	1	0	N/A
Cease and Desist Actions:	0	0	0	0	0	N/A
Child Support Actions:	961	1302	635	321	5	66%
Out-of-State Child Support Actions:	14	14	7	7	0	50%
Eviction Actions:	69	15	62	6	1	91%
Injunctions:	11	13	6	5	0	55%
Judgments/Decrees:	0	0	0	0	0	N/A
Juvenile Notices of Hearing:	2	3	2	0	0	100%
Motions:	73	46	68	5	0	93%
Notices, Letters, Postings:	59	46	54	3	2	96%
Orders:	59	71	44	15		75%
Orders of Protection:	222	129	195	3	24	98%
Petitions:	14	6	14	0	0	100%
Restraining Orders	8	10	7	1	0	88%
Treasurer's Tax Writ Seizures:	339	149	186	147 CANCELLED PRIOR TO BEING SEIZED	6	97%
Sales on Execution - Personal Property:	5	8	2	3 CANCELLED PRIOR TO BEING SEIZED		100%
Sales on Execution - Real Estate Sales:	41	8	40	1 CANCELLED PRIOR TO BEING SEIZED		100%

Small Claims Actions:	89	83	78	10	1	89%
Civil Subpoenas:	97	97	73	24	0	75%
Summons and Complaint/Petitions:	1030	1395	782	209	39	79%
Temporary Orders of Protection:	637	479	561	64	12	90%
Writs of Assistance	2	2	2	0	0	100%
Writs of Attachment:	0	0	0	0	0	N/A
Writs of Execution: Bank Levies:	74	0	74	0	0	100%
Writs of Exec.: Wage Garnishments:	30	5	30	0	0	100%
Writ of Exec.: Personal Property Seizures:	0	0	0	0	0	N/A
Writs of Possession:	0	0	0	0	0	N/A
Writs of Restitution:	1	1	1	0	0	100%
Youth in Need of Care Actions:	1098	972	768	315	15	71%
Youth in Need of Care - Out of State:	5	4	3	2	0	60%



Carry Conceal Weapon Applicants 2015 Through 2019



DID YOU KNOW?

You can download a permit online and schedule an appointment at

www.co.yellowstone.mt.gov/sheriff/weapons

All concealed weapons permit applications including renewals are processed **by appointment only**. Please allow **30 minutes for each application**. One person per time slot - appointments may not be shared. You will need to bring these items to 2323 2nd Avenue North, Billings, MT.

- Completed/Unsigned application
- Three (3) completed, signed, witness reference forms
- Proof of certified firearms safety course
- Montana Photo ID
- Fee (\$60 new permit, \$35 renewal permit)

To cancel or reschedule an appointment, please call (406) 256-2939.


Patrol Division Calls for Service

These calls are what the 9-1-1 Center received for the Sheriff Deputy to be dispatched out to. These are not always accurate as this is what the caller relayed to dispatch.

	<u>2017</u>	<u>2018</u>	<u>2019</u>
911 Hang Up	247	239	274
Abandoned Vehicle	82	116	104
Accidents	645	626	679
Alarms	1,403	1,283	1,325
Animal Complaints	1,193	1,259	1,289
Area Check	2,832	2,897	2,193
Assault	116	103	115
Burglary	241	164	149
Child Abuse/Neglect	34	68	28
Civil cases	196	167	150
Criminal Mischief/Vandalism	235	188	169
Death Investigations/Non-Criminal	326	372	382
Disturbance	1,324	1,415	1,275
Drug Investigation	124	173	109
DUI	213	295	153
Fire Investigations	77	73	66
Follow Up Investigations	1,305	1,459	1,331
Forgery/Fraud	139	111	161
VIN Inspections	673	583	517
Homicide	2	2	2
Livestock	315	325	262
Lost/Found Child	32	16	27
Missing Person	19	25	27
PFMA	121	126	131
Theft Misc.	661	619	517
Theft Motor Vehicle	212	171	147



Recovered Vehicle	92	55	52
Rescue	9	10	15
Restraining Order Violation	71	55	67
Robbery	9	13	12
Runaway	71	126	153
Service Assist Law Enforcement	1,032	930	853
Sex Offense	101	84	89
Shooting/Shots Fired	10	5	13
Sick/Injured Person	132	228	272
Suicide Attempts/Threats	301	337	350
Suspicious Activity	2,470	2,686	2,718
Theft Non-Motor Vehicle	661	619	517
Threats/Harassment	328	222	255
Traffic Complaint/Investigation	665	631	659
Traffic Stop	3,744	3,104	2,148
Transports-inmates	1,974	2,027	1,944
Trespass	223	211	251
Theft from Motor Vehicle	98	92	74
Truancy	256	259	537
Warrants Served	1,454	1,394	997
Weapons Calls	182	126	168
Welfare Check	804	854	959
Total	27,454	26,943	24,685



**Out of the 24,685 calls for service,
7,812 of these calls were developed into
cases that were Investigated**

These cases are developed from the calls for service in which
criminal activity was established.



2019 Adult Arrest Charge Summary



Statute	Crime Code and Description	Counts
45-5-102 [1]	0111 DELIBERATE HOMICIDE	4
45-5-503	0211 SEXUAL INTERCOURSE W/O CONSENT	3
45-5-401	0311 ROBBERY	2
45-5-202	0411 AGGRAVATED ASSAULT-PERMANENT/LIFE THREATENING INJ	4
45-5-212	0413 ASSAULT ON MINOR-FELONY	1
45-5-213	0414 ASSAULT WITH WEAPON - FELONY	23
45-5-207	0421 CRIMINAL ENDANGERMENT-FELONY	37
45-5-206[3rd+]	0441 PARTNER OR FAMILY ASSAULT-3RD + OFFENSE	3
45-5-215(a)	0442 PARTNER FAMILY MEMBER STRANGULATION - THROAT/NECK	15
45-5-215(b)	0442 PARTNER FAMILY MEMBER STRANGULATION - NOSE/MOUTH	1
45-5-210	0481 ASSAULT ON A PEACE OFFICER/JUDICIAL OFFICER	1
45-6-204(1)	0511 BURGLARY-RESIDENCE	5
45-6-204(1)	0521 BURGLARY-NON RESIDENCE	17
45-6-204(2)	0531 BURGLARY-AGGRAVATED	2
45-6-301(8)	0611 PICKPOCKET-FELONY	1
45-6-301(1) [1st]	0631 THEFT- SHOPLIFT-1ST OFFENSE	4
45-6-301(1) [2nd]	0631 THEFT -SHOPLIFT-2ND OFFENSE	1
45-6-301(1) [3rd]	0631 THEFT- SHOPLIFT-3RD OFFENSE	2
45-6-301(1) [3rd]	0641 THEFT OF BELONGINGS FROM MOTOR VEHICLES-3RD OFF	1
45-6-301(8)	0641 THEFT OF BELONGINGS FROM MOTOR VEHICLES-FELONY	2
45-6-301(1) [1st]	0671 THEFT FROM BUILDING-1ST OFFENSE	3
45-6-301(9)	0671 THEFT COMMON SCHEME	3
45-6-301(1) [1st]	0699 THEFT,ALL OTHER-1ST OFFENSE	17
45-6-301(1) [2nd]	0699 THEFT,ALL OTHER-2ND OFFENSE	1
45-6-301(1) [3rd]	0699 THEFT,ALL OTHER-3RD OFFENSE	2
45-6-301(8)	0699 THEFT,ALL OTHER-FELONY	11
45-6-301	0711 MOTOR VEHICLE THEFT	11
45-6-308(1)	0713 UNAUTHORIZED USE OF MOTOR VEHICLE	4
45-5-214	0815 ASSAULT WITH BODILY FLUID	9
45-7-301	0821 RESISTING ARREST	15
45-5-210(a)	0822 ASSAULT ON PEACE OR JUDICIAL OFFICER, MINOR OR NO INJURY	2
45-5-201(1)(a)	0825 ASSAULT	18
45-5-201(1)(b)	0825 ASSAULT WITH A WEAPON	1
45-5-201(1)(c)	0825 ASSAULT-PURPOSELY MAKE PHYSICAL CONTACT-PROVOKING	1

45-5-208	0827	NEGLIGENT ENDANGERMENT	2
45-5-206(1)(a) [2nd]	0828	PARTNER OR FAMILY ASSAULT-2ND OFFENSE	11
45-5-206(1)(a)[1st]	0828	PARTNER OR FAMILY ASSAULT-1ST OFFENSE	45
45-5-206(1)(c) [1st]	0828	PARTNER OR FAMILY MEMBER ASSAULT	11
45-5-206(1)(c) [2nd]	0828	PARTNER OR FAMILY MEMBER ASSAULT	1
45-8-101(a)	0841	DISORDERLY CONDUCT, PHYSICAL CONTACT	2
45-6-103	0911	ARSON-FELONY	2
45-6-325 [1]	1011	FORGERY/COUNTERFEIT - MISDEMEANOR	3
45-6-325(4)	1011	FORGERY/COUNTERFEIT - FELONY	2
45-6-316	1111	ISSUING A BAD CHECK	4
45-6-316(3)	1111	ISSUING A BAD CHECK-FELONY	2
45-6-317 (d) (i)	1121	CREDIT CARD FRAUD,USE CARD ISSUED TO ANOTHER W/O CONSENT	1
45-6-317 [1]	1132	DECEPTIVE PRACTICES	2
45-6-317 [2]	1132	DECEPTIVE PRACTICES-FELONY	3
45-6-313(4)(a) [1st]	1153	MEDICAID FRAUD - 1ST OFFENSE	2
45-7-210	1172	FALSE CLAIMS TO PUBLIC AGENCIES-MISD	3
45-7-210(2)(b)	1172	FALSE CLAIMS TO PUBLIC AGENCIES-FELONY	1
45-6-301	1331	POSSESSION OF STOLEN PROPERTY	2
45-6-301(3)	1331	POSSESSION OF STOLEN PROPERTY	11
45-6-101(1)[1]	1411	CRIMINAL MISCHIEF LOSS LESS THAN \$1,500	29
45-6-101(1)[2]	1411	CRIMINAL MISCHIEF LOSS MORE THAN \$1,500	5
45-6-105	1451	CRIMINAL DESTRUCTION OF COMMUNICATION DEVICE	2
45-5-503	1711	STATUTORY RAPE-SEXUAL INTERCOURSE W/OUT CONSENT	1
45-5-502(1) [1]	1713	SEXUAL ASSAULT	2
45-5-507	1719	INCEST	5
45-5-625	1723	SEXUAL ABUSE OF CHILDREN	1
45-9-101	1811	CRIMINAL DISTRIBUTION OF DANGEROUS DRUGS-FELONY	5
45-9-102(1)	1812	POSSESSION OF DANGEROUS DRUGS	16
45-9-102(2)[1st]	1812	CRIMINAL POSSESSION OF DANGEROUS DRUGS - MARIJUANA	23
45-9-102(4)	1812	CRIMINAL POSSESSION OF DANGEROUS DRUGS-FELONY	14
45-9-102(5)(a)	1812	CRIMINAL POSSESSION OF DANGEROUS DRUGS-METHAMPHETAMINES	24
45-10-103	1817	POSSESSION OF PARAPHERNALIA	53
45-9-103	1822	POSSESSION WITH INTENT TO DISTRIBUTE - FELONY	8
23-5-151 [1st]	1911	UNLAWFUL GAMBLING - FIRST VIOLATION WITHIN 5 YEARS	1
23-5-152(4)	1913	MANUFACTURE OR POSSESS ILLEGAL GAMBLING DEVICE	1
23-5-156(2)	1961	OBTAINING MONEY OR VALUE EXCEEDING \$750 BY FRAUD/O	3
45-5-622(1) [1st]	2011	ENDANGERING WELFARE OF CHILDREN-NON AGGRAVATED	1
20-5-106(1)	2021	TRUANCY	7
61-8-406(1)(a) [1st]	2118	OPERATION OF VEHICLE BY PERSON WITH 0.08% BAC	2
61-8-410(1) [1st]	2138	OPERATE VEHICLE BY PERSON UNDER 21 WITH 0.02% BAC	3

61-8-401(1)(a) [1st]	2148	DRIVING UNDER THE INFLUENCE OF ALCOHOL - 1ST OFF	35
61-8-401(1)(a) [2nd]	2148	DRIVING UNDER THE INFLUENCE OF ALCOHOL - 2ND OFF	9
61-8-401(1)(a) [3rd]	2148	DRIVING UNDER THE INFLUENCE OF ALCOHOL - 3RD OFF	8
61-8-401(1)(a) [4th+]	2148	DRIVING UNDER THE INFLUENCE OF ALCOHOL - 4TH OFF	7
61-8-401(1)(b) [1st]	2148	DRIVING UNDER THE INFLUENCE OF DRUGS	4
61-8-465(1)(a)	2158	AGGRAVATED DRIVING UNDER THE INFLUENCE OF ALCOHOL	12
61-8-465(1)(e)	2158	AGGRAVATED DRIVING UNDER THE INFLUENCE OF ALCOHOL	1
45-5-628(e)	2168	CRIMINAL CHILD ENDANGERMENT, DUI	4
45-5-624(1) [1]	2211	POSSESS INTOXICANTS UNDER AGE OF 21 (UNDER 18 YOA)	1
45-5-624(3) [1]	2211	POSSESS INTOXICANTS UNDER AGE 21 (OVER 18 YOA)	21
45-5-624(3) [3]	2211	POSSESS INTOXICANTS UNDER AGE OF 21 (OVER 18 YOA)	6
45-8-101(1) (a)	2411	DISORDERLY-FIGHT	2
45-8-101(1) [h]	2411	DISORDERLY CONDUCT- CREATING A HAZARD OR PHYSICALLY OFFENSIVE CONDITION	1
45-8-102	2461	FAILURE TO DISPERSE	2
45-6-202(1)	2621	CRIMINAL TRESPASS TO VEHICLES	7
45-6-203	2622	CRIMINAL TRESPASS PROPERTY	10
45-7-207	2624	TAMPERING WITH OR FABRICATING PHYSICAL EVIDENCE	4
45-7-206	2626	TAMPERING WITH WITNESSES AND INFORMANTS-FELONY	1
45-7-306(3)(b)	2631	ESCAPE (OFFICIAL DETENTION) - FELONY	13
45-7-308(4)	2642	BAIL JUMPING - FELONY	5
03-11-303	2649	CONTEMPT OF COURT VIOLATION	1
3-10-401	2649	CONTEMPT OF COURT- FELONY	102
45-7-309	2649	CRIMINAL CONTEMPT	1
46-6-212	2649	WARRANT FAIL TO APPEAR	1
45-8-217	2650	AGGRAVATED ANIMAL CRUELTY	1
46-23-504	2655	FAIL TO REGISTER AS A SEX OR VIOLENT OFFENDER	16
45-4-101	2661	SOLICITATION	1
45-4-103	2663	ATTEMPT	1
45-2-302(3)	2664	ACCOUNTABILITY	1
45-5-209(8)(a)	2665	VIOLATION OF NO CONTACT ORDER	14
46-23-1012(F)	2671	PROBATION VIOLATION-FELONY	50
45-5-626(3) [1st]	2673	VIOLATION OF A PROTECTIVE ORDER-1ST MISD	15
45-5-626(3) [2nd]	2673	VIOLATION OF A PROTECTIVE ORDER-2ND MISD	1
45-5-626(3) [3rd]	2673	VIOLATION OF A PROTECTIVE ORDER-FELONY	1
45-7-205 [1st]	2676	FALSE REPORTS TO LAW ENFORCEMENT AUTHORITIES	2
45-7-203	2679	UNSWORN FALSIFICATION TO AUTHORITIES	12
45-7-302(1)	2681	OBSTRUCTING A PEACE OFFICER	39
45-7-303(3)(b)	2683	OBSTRUCTING JUSTICE - MISDEMEANOR	1
61-5-212(1)(a)(i) [1]	39900	DRIVING A MOTOR VEHICLE WHILE REVOKED/SUSPENDED 1ST OFFENSE	2

61-5-102(1) [1]	43000	DRIVING W/O A VALID DRIVERS LICENSE	1
61-6-301(4) [3rd+]	43000	OPERATE W/O LIABILITY INSURANCE-3RD+	1
61-8-316(1)	43000	FLEEING FROM OR ELUDING PEACE OFFICER	3
61-8-316(2)(a)	43000	FLEEING OR ELUDING A PEACE OFFICER-MISD	1
46-30-201	55100	FUGITIVES FROM JUSTICE	11
3-10-401	9711	CONTEMPT OF COURT - MISD	183
46-23-505	9800	NOTICE OF CHANGE OF ADDRESS-DUTY TO INFORM	7
46-15-201(3)	9911	MATERIAL WITNESS	1
7-33-2206	9911	VIOLATIONS - STAGE 2 FIRE RESTRICTIONS	1
45-2-101(8)	9999	COMMON SCHEME	2
Totals:			1169

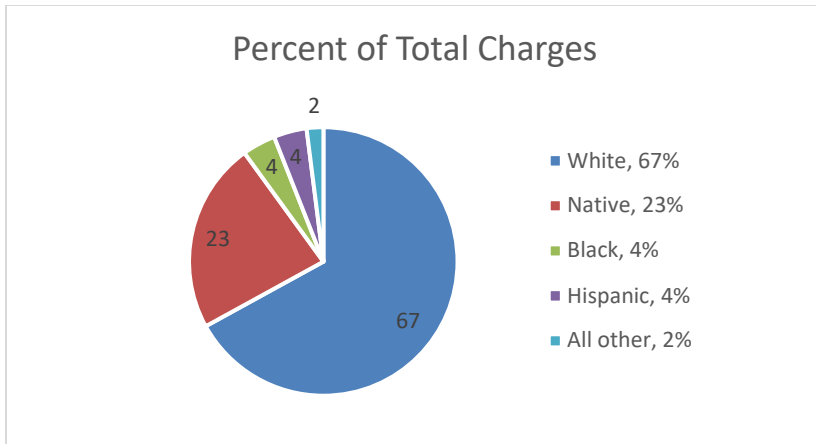
Deputies made 1,397 arrests in 2019 resulting in more than 1,169 individual charges on 1,131 defendants. *

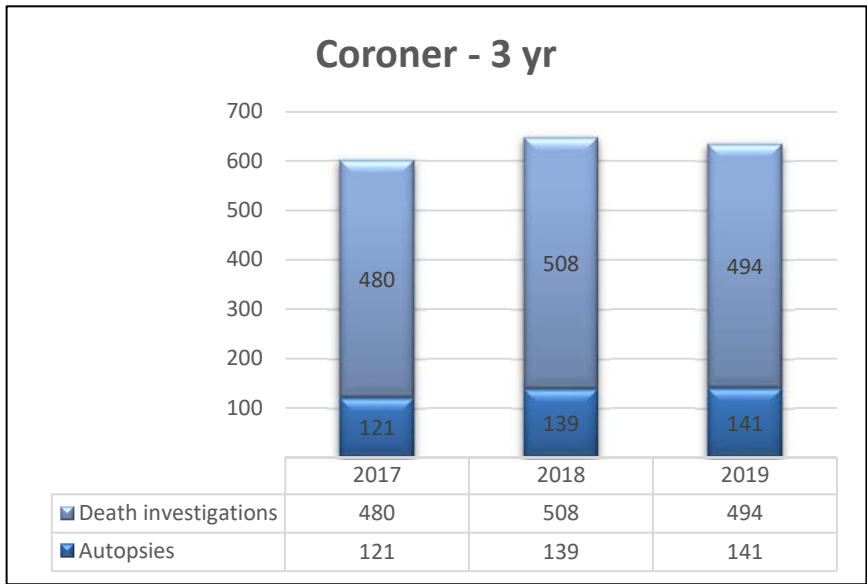
*Some defendants have more than one charge at the time of their arrest.

Arrests by Ethnicity

Row Labels	Count of Arrestee Sex
Female	369
Male	762
Grand Total	1131

Row Labels	Count of Arrest Number
American Indian/Alaskan Native	257
Asian/Pacific Islander	1
Black	50
Hispanic	43
Hispanic or Latino	2
Middle Eastern	1
Other, multiracial	1
Unknown	19
White	757
Grand Total	1131



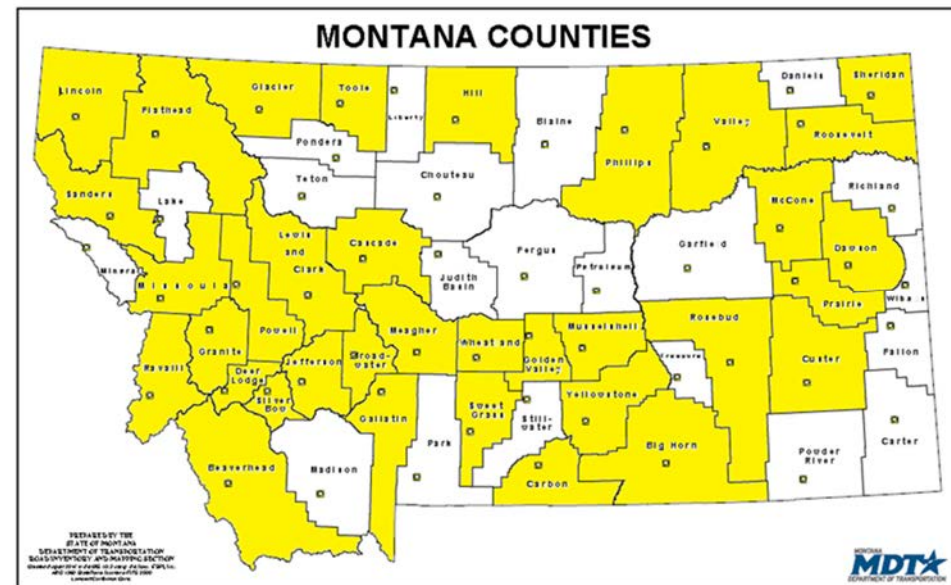
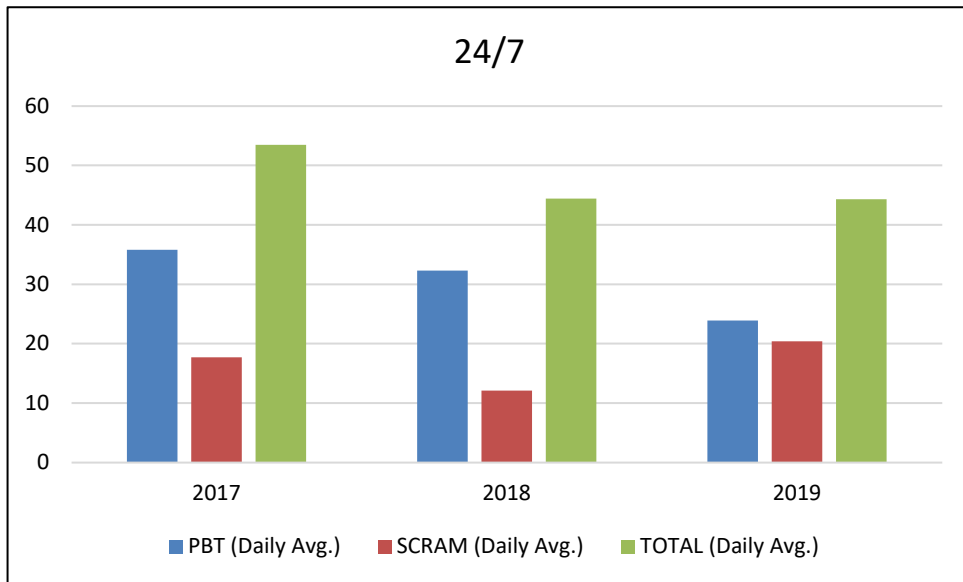


24/7 Sobriety Program

On October 1, 2011, a law went into effect in Montana which allows local Sheriffs to set up a 24/7 program in their county. Participants in this program must provide a breath test twice daily to prove they have not been drinking alcohol. Participants pay \$2.00 each time they test. In Yellowstone County, those who test positive for alcohol are escorted across the lobby and into the secure walls of the detention facility. Those who test clean are free to leave and do not take up a much-needed bed in the facility. We have had over 100 people signed up for this program at one time with a 99%+ success rate. We are proud to say that within a week of this bill becoming law, we had our program in Yellowstone County up and running.

	PBT (Daily Avg.)	SCRAM (Daily Avg.)	TOTAL (Daily Avg.)
2017	35.8	17.7	53.5
2018	32.3	12.1	44.4
2019	23.9	20.4	44.3

* All values estimated from program records



Sheriff Labor Detail (SLD)

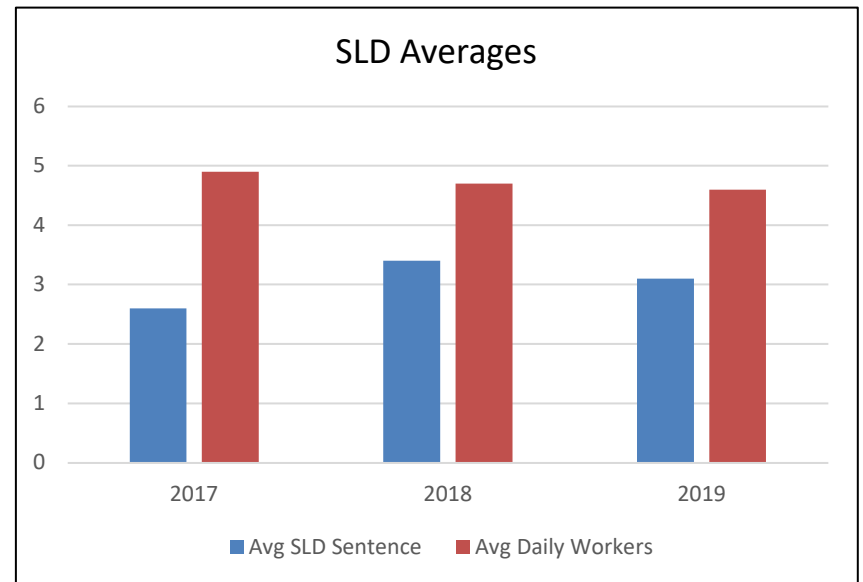
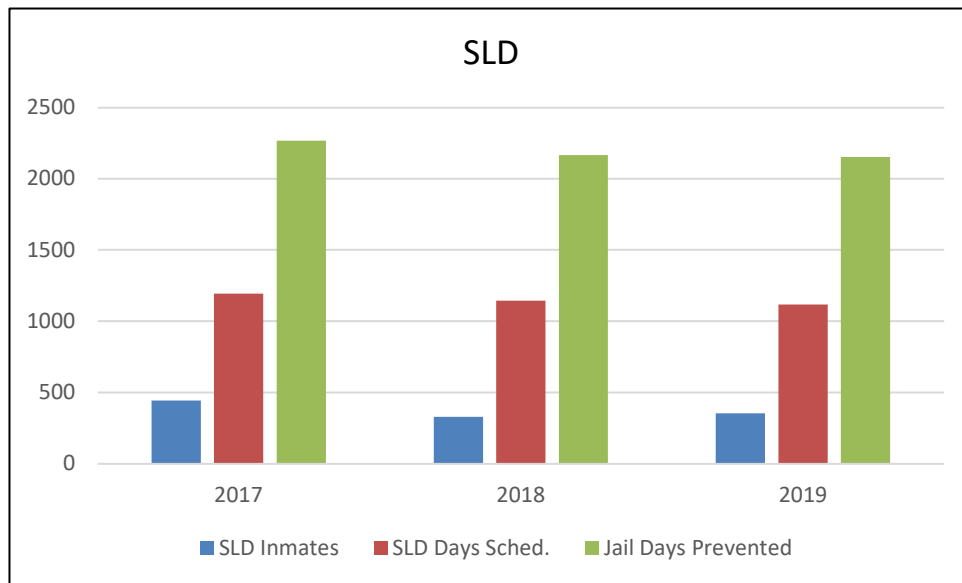
In this program offenders allowed to serve time as a mittimus are sentenced to the custody of the Sheriff. In the past, mittimus offenders could work with jail staff to schedule the days they spend in jail. Under the SLD program instead of having to serve time in jail, we put these offenders to work doing community service in non-profit and community organizations. For every 8-hour day the offender works in the program, he/she is given 2 days of credit towards their sentence. These inmates pay a one-time registration fee of \$25.00 and \$25.00 per day to participate in this program. At the end of the workday they can return home. Offenders must meet certain prerequisites before they can participate in this program and state law dictates who is prohibited from participation.

	SLD Inmates	SLD Days Sched.	Jail Days Prevented
2017	443	1194	2266
2018	328	1143	2166
2019	353	1117	2153

* All values estimated from program records

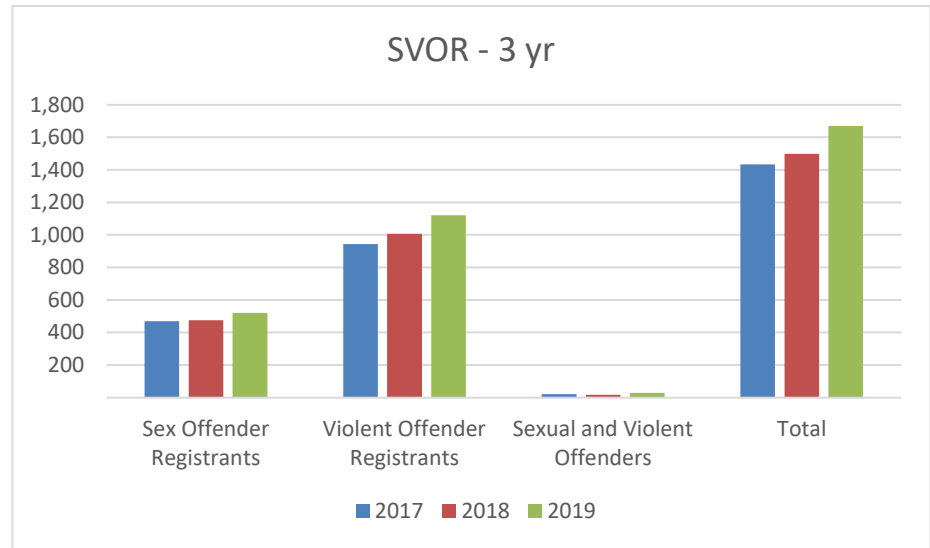
	Avg SLD Sentence	Avg Daily Workers
2017	2.6	4.9
2018	3.4	4.7
2019	3.1	4.6

* All values estimated from program records

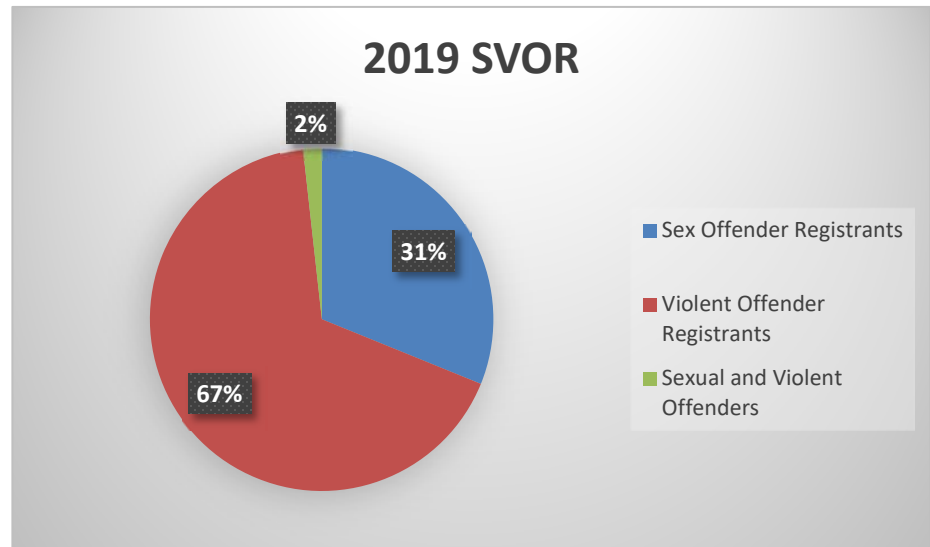
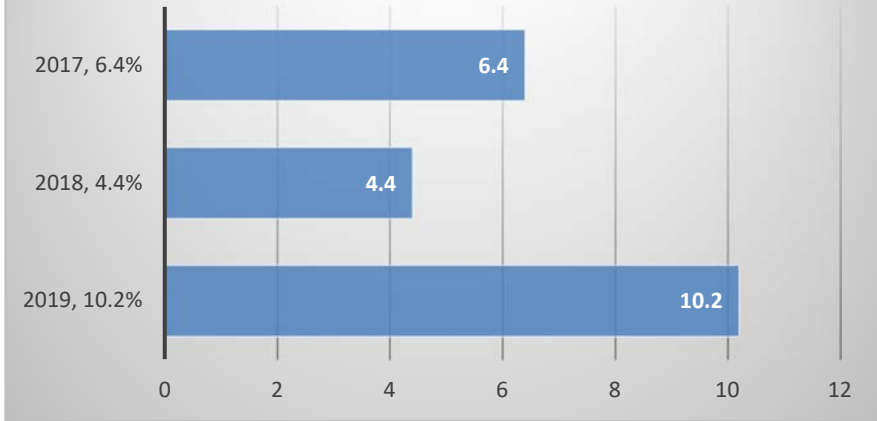


SVOR

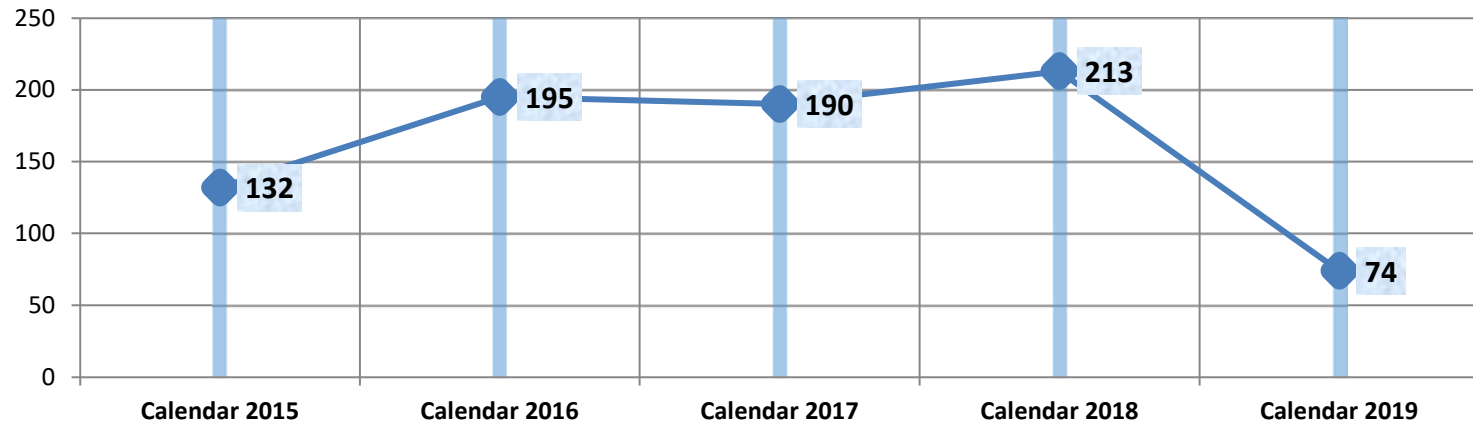
	2017	2018	2019
Sex Offender Registrants	469	475	520
Violent Offender Registrants	943	1006	1121
Sexual and Violent Offenders	21	18	29
Total	1,433	1,499	1,670

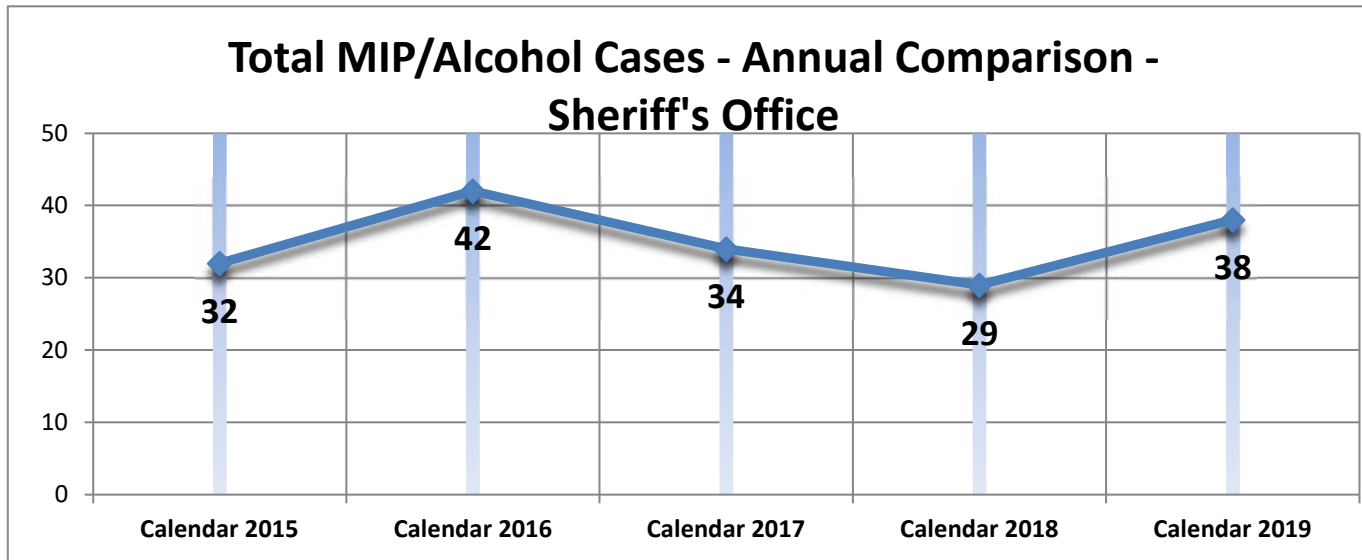


Percent of Total Yearly Increase

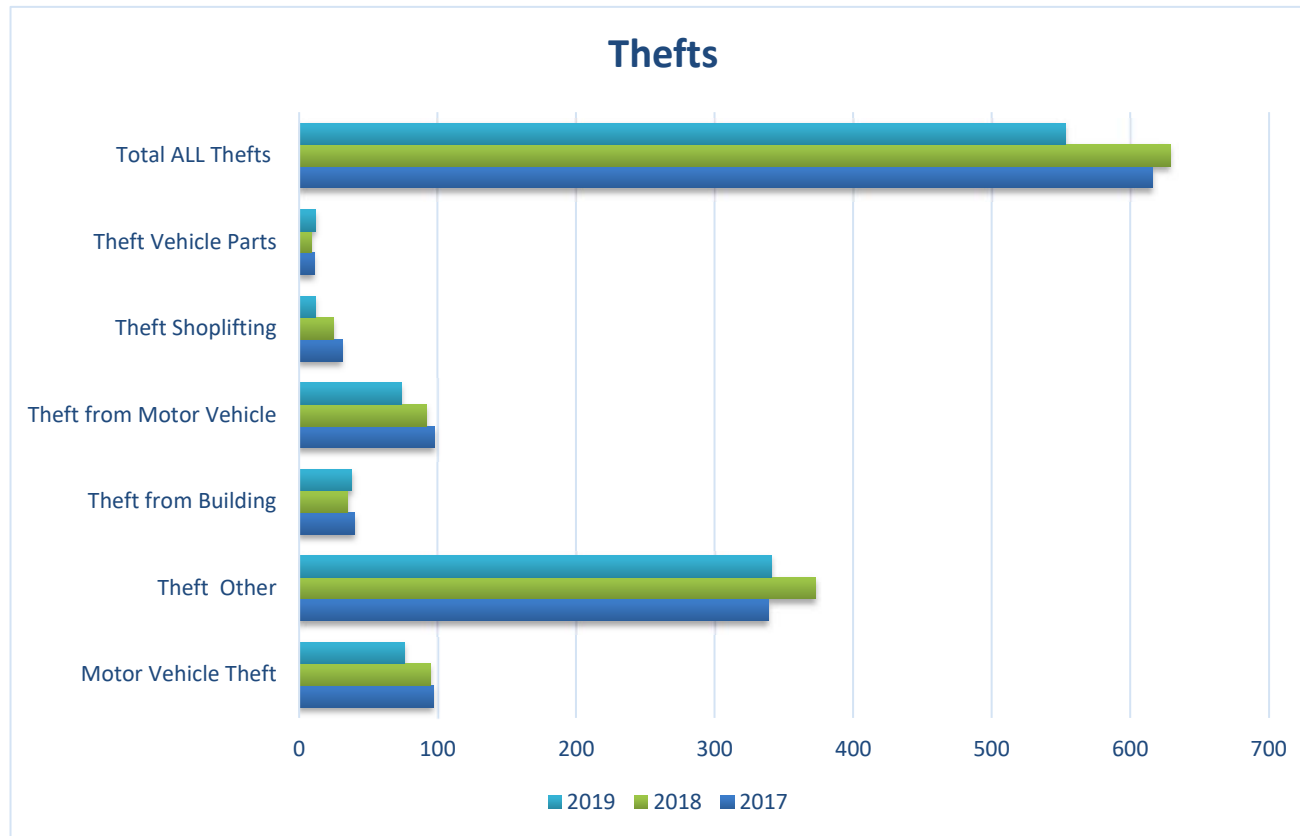


Total DUI Cases - Annual Comparison - Sheriff's Office

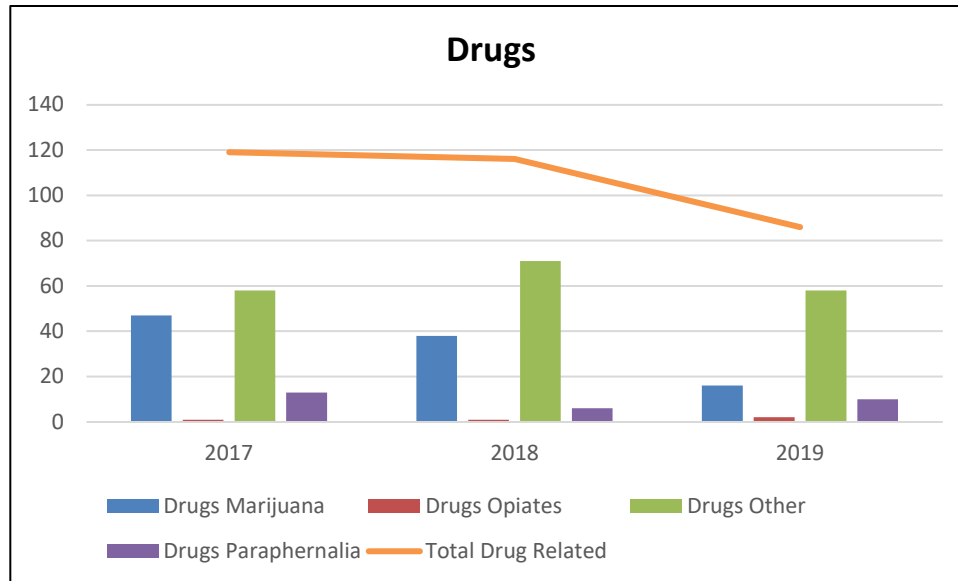




	<u>2017</u>	<u>2018</u>	<u>2019</u>
<u>Motor Vehicle Theft</u>	97	95	76
<u>Theft Other</u>	339	373	341
<u>Theft from Building</u>	40	35	38
<u>Theft from Motor Vehicle</u>	98	92	74
<u>Theft Shoplifting</u>	31	25	12
<u>Theft Vehicle Parts</u>	11	9	12
Total ALL Thefts	616	629	553



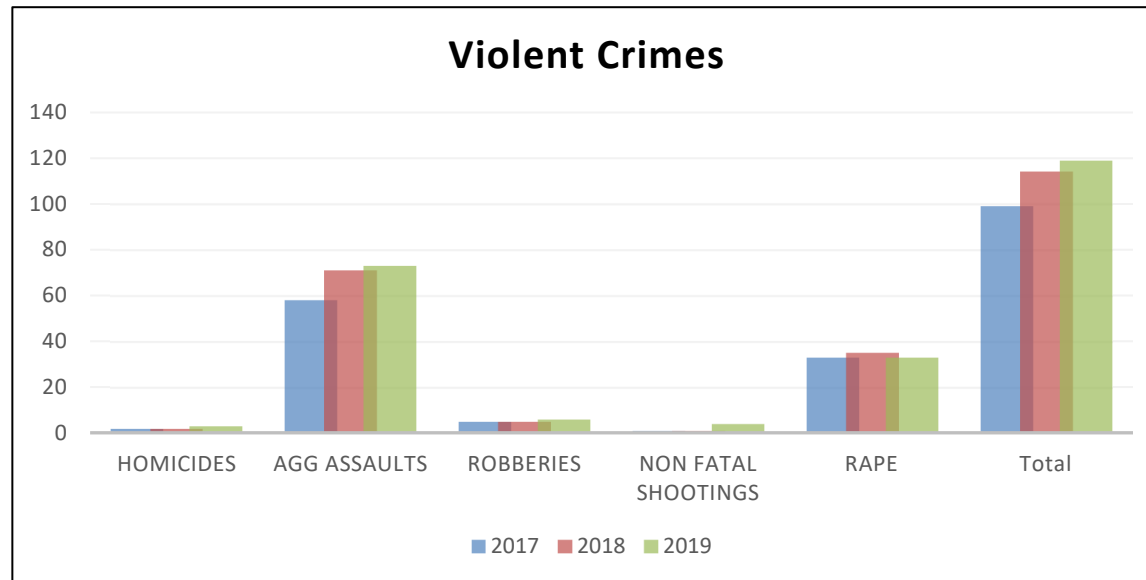
	<u>2017</u>	<u>2018</u>	<u>2019</u>
Drugs Marijuana	47	38	16
Drugs Opiates	1	1	2
Drugs Other	58	71	58
Drugs Paraphernalia	13	6	10
Total Drug Related	119	116	86



	2017	2018	2019
HOMICIDES	2	2	3
AGG ASSAULTS	58	71	73
ROBBERIES	5	5	6
NON-FATAL SHOOTINGS	1	1	4
RAPE	33	35	33
Total	99	114	119



Photo courtesy of KCEN-TV.com





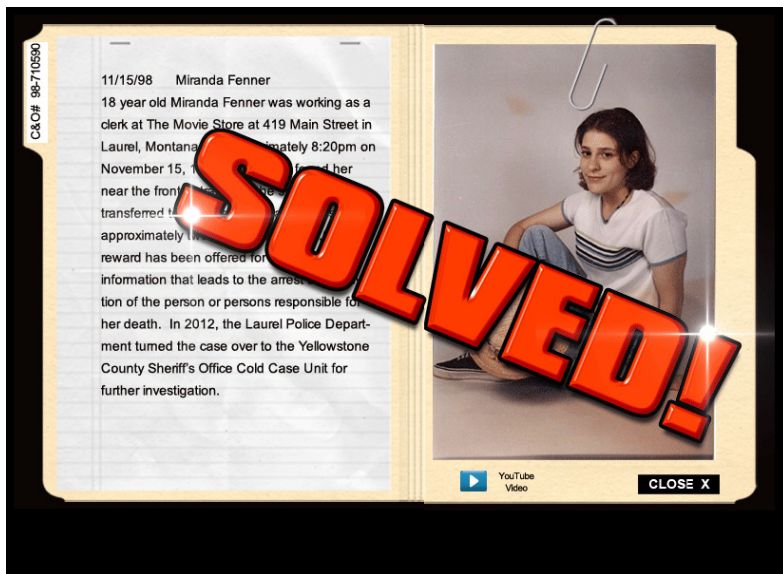
Mission Statement

To speak for those who cannot speak for themselves by seeking answers and justice for victims and their families.

The Yellowstone County Sheriff's Office established its Cold Case Unit in 2012 to systematically review unsolved homicide cases dating back to 1973. The unit focuses its resources on those cases with the highest probability of being solved with fresh leads and new forensic technologies. In many cases, biological evidence is still present allowing recent advances in DNA testing to bring those responsible to justice.

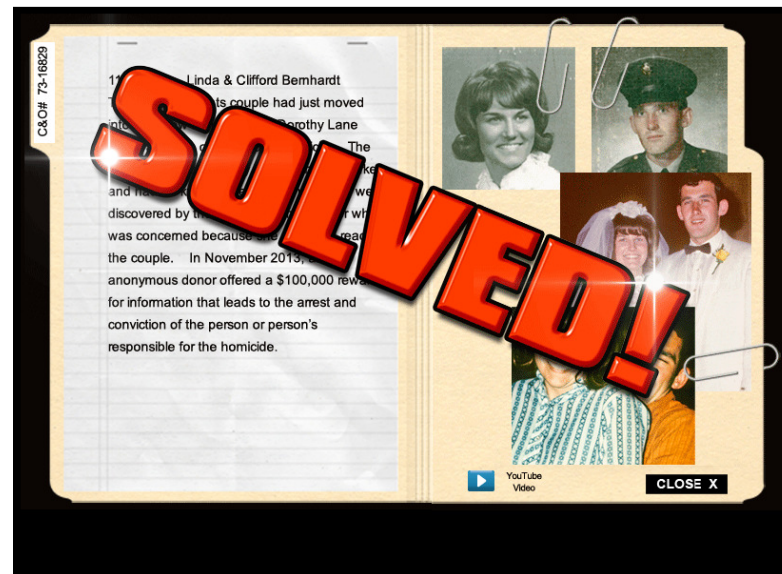
The CCU is comprised of Yellowstone County Sheriff's Office Detectives, retired investigators, Reserve Deputies, a crime analyst and forensic experts. Information that at one time may have seemed insignificant could prove to be the missing element in solving an open case when combined with new tips and leads. The public is urged to submit any information they feel may be important to a case, and information may be submitted anonymously.

In every case, there is someone in our community who holds information which may be significant in solving a case. Relationships change over time any many cold cases are solved when a former witness, friend or relative is located who is tired of hiding information that may bring a killer to justice. New forensic tools that may not have existed when the original crime occurred are now available to locate evidence that was previously thought to be undetectable. The CCU reviews all original case files with fresh eyes and viewpoints. This may disclose gaps and leads which were overlooked or missed when the case was fresh. New national databases may connect local homicides with other cases across the country.



Miranda Fenner

On 11-15-1998 Laurel PD responded to a possible shooting at the Movie Store in Laurel, MT. When they arrived they discovered the victim, Miranda Fenner, outside of the store with her throat cut. Miranda had crawled from the back of the store to the front, out the front door and was found by passers-by. Over the course of 18 years several suspects were named and investigated. In March 2017 Zachary O'Neill confessed to the Homicide. O'Neill knew details of the crime that only the person that could have committed the crime could know. He also confessed to 2 other sexual assaults one of which he attempted to kill the victim. O'Neill was sentenced to life in prison.



Cliff and Linda Bernhardt

On November 6, 1973 Cliff and Linda Bernhardt were discovered murdered in their home in Billings, MT. During the course of the initial investigation it was discovered that Linda Bernhardt had also been sexually assaulted. Seminal fluid was found at the scene and was believed to be from the suspect. Over 80 DNA swabs were collected and submitted for analysis with negative results. In 2015 through advanced DNA technology and a new Forensic Investigative Tool called Forensic Genealogy, a suspect, Cecil Caldwell, was identified. It was discovered Caldwell had passed away in 2003. The DNA indicated the suspect was one of 2 brothers. Investigators discovered Caldwell worked with Linda and Caldwell had a brother that DNA eliminated as the suspect. Leaving Cecil Caldwell as the suspect in this case.



Project Safe Neighborhood (PSN)

Project Safe Neighborhoods is a nationwide initiative that brings together federal, state, local and tribal law enforcement officials, prosecutors, and community leaders to identify the most pressing violent crime problems in a community and develop comprehensive solutions to address them.

In an effort to reduce violent crime, the Department of Justice has taken steps to strengthen the Project Safe Neighborhoods (PSN) Program and other initiatives. Read the [press release](#) and see the corresponding [memo to United States Attorneys](#) to learn more.

- **PSN: Working Together to Stop Violent Crime and Make Communities Safer** - This video provides a short (7 minute) summary of the PSN strategy, highlighting how it is community-based, targeted, and comprehensive.
- **PSN One-Year Progress Report (March 2019)** - This report highlights elements of the PSN strategy, the status of implementation across the country, recent successes, and resources to support PSN programs.

PSN Strategy

The foundations of the PSN strategy are:

- **Community-Based** - Each local program is contoured to fit the specific violent crime problem in that district.
- **Targeted** - Utilizes law enforcement and community intelligence, along with cutting-edge technology, to identify and target the most violent offenders for enforcement action.
- **Comprehensive** - Directs United States Attorneys to marry enforcement efforts with support of prevention and reentry strategies to truly combat violent crime in a lasting way.

U.S. Attorneys PSN Programs

Every United States Attorney is implementing a PSN program that incorporates these standard features

1. **Leadership** by the United States Attorney to convene all partners;
2. **Partnerships** at all levels of law enforcement and with the community;
3. **Targeted enforcement efforts** that:
 - utilize the full range of available data, methods, and technologies to
 - identify the offenders that are driving violent crime rates in the most violent
 - locations in the district
 - ensure prosecution of those offenders in the federal, state, local, or tribal system - whichever provides the most certain and appropriate sanction;
4. **Prevention** of additional violence by prioritizing efforts such as:

- o ensuring public awareness of the violent crime reduction strategy and enforcement results;
- o communicating directly to offenders about the consequences of continuing violent behaviors;
- o supporting locally based prevention and reentry efforts;

5. **Accountability** for results based on outcome (reduction in violent crime), not merely output (numbers of investigations or prosecutions).

YELLOWSTONE COUNTY SHERIFF
PSN HIST STATS 2013-2019

AS OF 1/07/20

2019	JAN	FEB	MAR	1st Q	APR	MAY	JUN	2nd Q	JUL	AUG	SEPT	3rd Q	OCT	NOV	DEC	4th Q	TOTALS
HOMICIDES	0	0	1	1	0	0	0	0	0	0	0	0	1	1	0	2	3
AGG ASSAULTS	2	6	2	10	8	7	5	20	7	4	5	16	7	13	7	27	73
ROBBERIES	1	0	0	1	0	0	0	0	1	1	0	2	0	1	2	3	6
NON FATAL SHOOTINGS	0	0	0	0	0	0	2	2	1	0	0	1	1	0	0	1	4
RAPE	2	2	1	5	2	1	1	4	5	6	4	15	1	4	4	9	33

119

2018	JAN	FEB	MAR	1st Q	APR	MAY	JUN	2nd Q	JUL	AUG	SEPT	3rd Q	OCT	NOV	DEC	4th Q	TOTALS
HOMICIDES				0	1			1			1	1				0	2
AGG ASSAULTS	7	5	5	17	8	7	8	23	2	7	10	19	5	3	4	12	71
ROBBERIES				0		2		2			1	1	1	1		2	5
NON FATAL SHOOTINGS				0				0				0		1		1	1
RAPE	7	2	2	11	4	3	1	8	4	1	3	8	4	3	1	8	35

114

2017	JAN	FEB	MAR	1st Q	APR	MAY	JUN	2nd Q	JUL	AUG	SEPT	3rd Q	OCT	NOV	DEC	4th Q	TOTALS
HOMICIDES				0		1	1	2				0				0	2
AGG ASSAULTS	2	1	4	7	10	2	6	18	4	9	4	17	7	2	7	16	58
ROBBERIES	1			1	1			1		3		3				0	5
NON FATAL SHOOTINGS				0	1			1				0				0	1
RAPE	4	2	3	9	3	2	1	6	4	7	2	13	1	3	1	5	33

99

2016	JAN	FEB	MAR	1st Q	APR	MAY	JUN	2nd Q	JUL	AUG	SEPT	3rd Q	OCT	NOV	DEC	4th Q	TOTALS
HOMICIDES				0				0				0				0	0
AGG ASSAULTS	5	3	4	12	3	7	4	14	3	2	9	14	2	5	5	12	52
ROBBERIES		1		1	1	3	1	5	4	1	1	6		1		1	13
NON FATAL SHOOTINGS				0				0				0				0	0
RAPE	1	2	4	7		1	4	5	2	2	2	6	8	4	3	15	33
																	98

2015	JAN	FEB	MAR	1st Q	APR	MAY	JUN	2nd Q	JUL	AUG	SEPT	3rd Q	OCT	NOV	DEC	4th Q	TOTALS
HOMICIDES	1		1	2				0	1			1				0	3
AGG ASSAULTS	5	2	10	17	4	5	3	12	4	9	2	15	4	1	5	10	54
ROBBERIES		1	1	2				0		2	1	3	1	1	1	3	8
NON FATAL SHOOTINGS				0				0				0				0	0
RAPE	4	4	5	13	2	4	2	8	5	1	2	8	1	2	1	4	33
																	98

2014	JAN	FEB	MAR	1st Q	APR	MAY	JUN	2nd Q	JUL	AUG	SEPT	3rd Q	OCT	NOV	DEC	4th Q	TOTALS
HOMICIDES	1			1				0				0				0	1
AGG ASSAULTS	3	7		10	3	8	6	17	4	3	2	9	5	2	2	9	45
ROBBERIES		1	2	3	1			1	1			1	1	1		2	7
NON FATAL SHOOTINGS				0				0				0				0	0
RAPE	2		1	3	2	2	1	5	6	6	4	16	3	2	1	6	30
																	83

2013	JAN	FEB	MAR	1st Q	APR	MAY	JUN	2nd Q	JUL	AUG	SEPT	3rd Q	OCT	NOV	DEC	4th Q	TOTALS
HOMICIDES			1	1		1		1	1			1				0	3
AGG ASSAULTS	5	2	5	12	6	3	3	12	1	3	4	8	1	3	3	7	39
ROBBERIES			2	2				0				0	1			1	3
NON FATAL SHOOTINGS	1			1				0				0				0	1
RAPE		3	4	7	1	3		4	1	5	4	10		2	2	4	25
																	71



MAINTAIN AND IMPROVE THE QUALITY OF LIFE