FY 14-15 FINAL
REVENUE BUDGET and 5 YEAR REVENUE HISTORY

METRA EXPANSION G.O. DEBT SERVICE

FY14 IS LAST YEAR OF LEVY. FINAL DEBT PAYMENT IN JUNE 2014

TAX REVENUE	$	-	FY 14 MILLS		**1.51**
NON-TAX REVENUE		-	Est. FY 15 MILLS		**0.00**
TOTAL REVENUES	**$**	**-**	Est. Millage Change		**(1.51)**
Use / (Source) of Reserves		-			
TOTAL RESOURCES USED	**$**	**-**			
BASE APPROPRIATIONS	$	-	Reserves 7/1/14	$	-
Conting, One-time, Bldg trans		-	(Use)/Source of Reserves		-
TOTAL APPROPRIATIONS	**$**	**-**	**Proj. Res. 6/30/15**	**$**	**-**

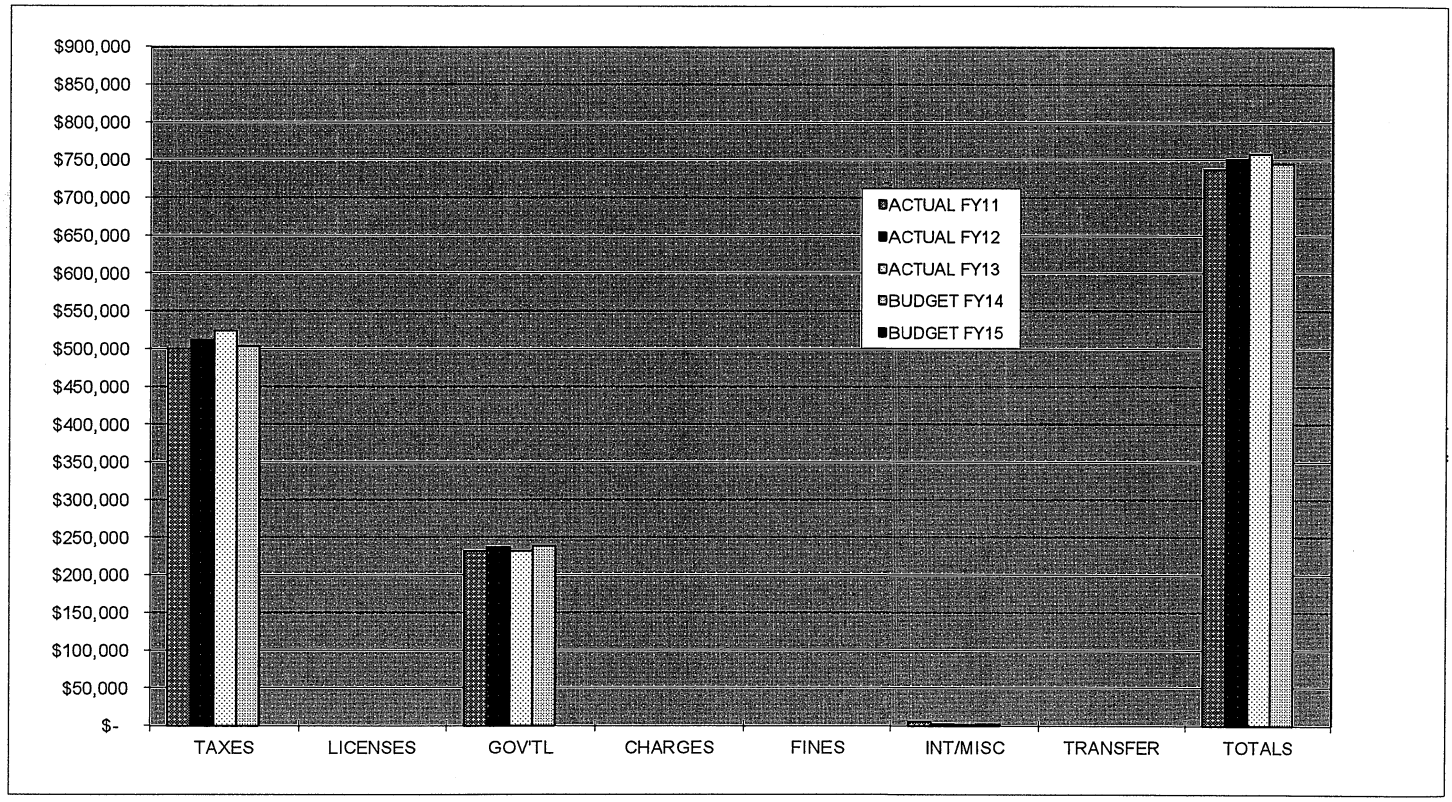

		ACTUAL FY11		ACTUAL FY12		ACTUAL FY13		BUDGET FY14		BUDGET FY15
TAXES	$	500,439	$	511,940	$	524,425	$	503,464	$	-
LICENSES	$	-	$	-	$	-	$	-	$	-
GOV'TL	$	232,236	$	237,136	$	232,236	$	239,203	$	-
CHARGES	$	-	$	-	$	-	$	-	$	-
FINES	$	-	$	-	$	-	$	-	$	-
INT/MISC	$	5,337	$	2,013	$	1,505	$	2,500	$	-
TRANSFER	$	-	$	-	$	-	$	-	$	-
TOTALS	**$**	**738,012**	**$**	**751,089**	**$**	**758,166**	**$**	**745,167**	**$**	**-**

FY 14-15 FINAL BUDGET SUMMARY and 5 YEAR HISTORY

METRA EXPANSION DEBT SERVICE

Voter approved mill levy to pay the debt service of the $9.85 million METRA expansion in FY96.
Last payment for 2001 refunding bond debt service is June 1, 2014.

Mill levy legally must be set at a level which is adequate to fund the debt service.

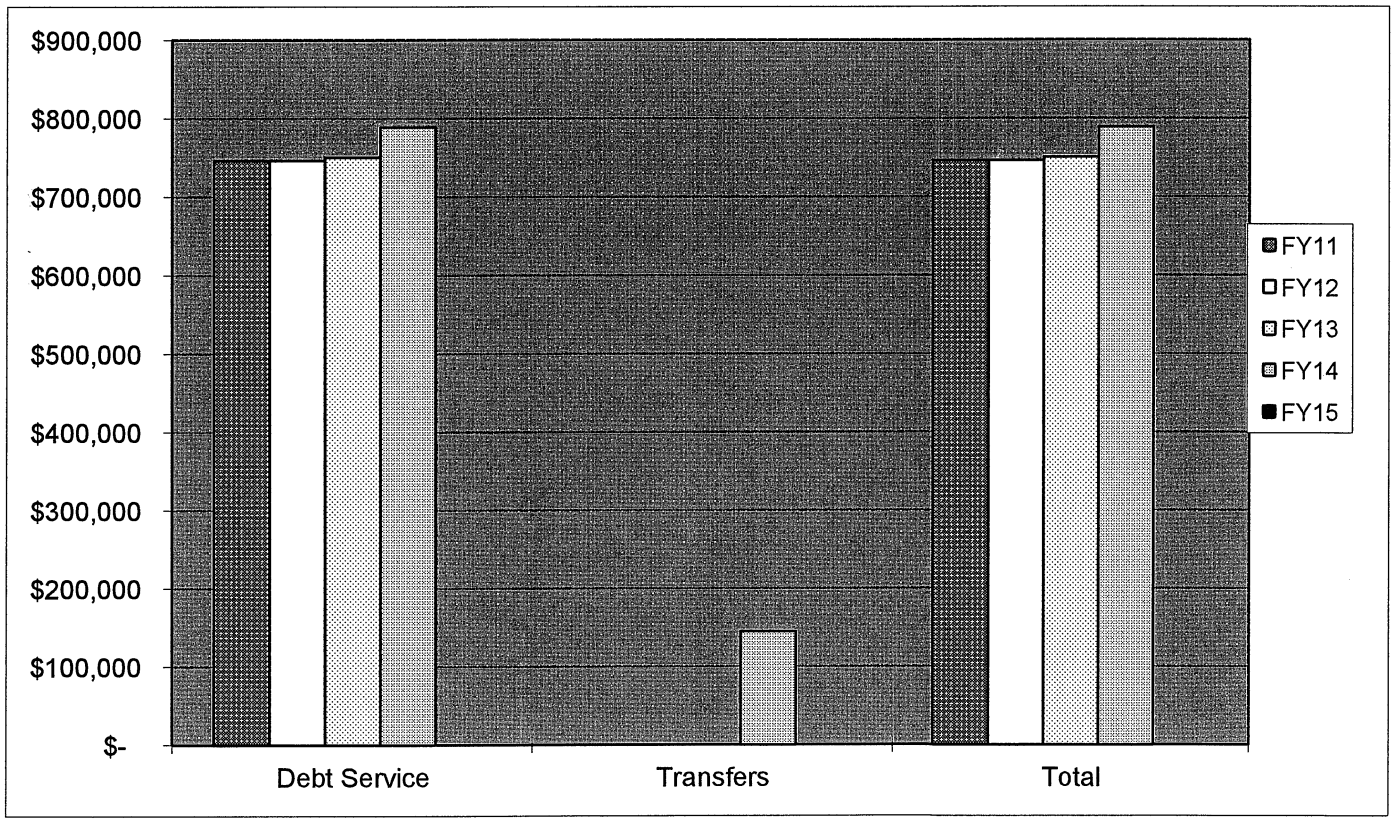

	Actual FY11	Actual FY12	Actual FY13	Amd Budget FY14	Budget FY15
Debt Service	$ 746,025	$ 746,075	$ 750,525	$ 788,427	$ -
Transfers	$ -	$ -	$ -	$ 145,000	$ -
Total	$ 746,025	$ 746,075	$ 750,525	$ 788,427	$ -

FY 14-15 FINAL
REVENUE BUDGET and 5 YEAR REVENUE HISTORY

Limited Tax General Obligation Bonds Debt Service

Fund established to fund debt service for limited tax bonds. Currently two outstanding issues being serviced.

TAX REVENUE	$	-
NON-TAX REVENUE		631,121
TOTAL REVENUES	**$**	**631,121**
Use / (Source) of Reserves		-
TOTAL RESOURCES USED	**$**	**631,121**

BASE APPROPRIATIONS	$	631,121
Conting, One-time, Bldg trans		-
TOTAL APPROPRIATIONS	**$**	**631,121**

Reserves 7/1/14	$	-
(Use)/Source of Reserves		(0)
Proj. Res. 6/30/15	**$**	**(0)**



	ACTUAL FY11	ACTUAL FY12	ACTUAL FY13	BUDGET FY14	BUDGET FY15
TAXES	$ -	$ -	$ -	$ -	$ -
LICENSES	$ -	$ -	$ -	$ -	$ -
GOV'TL	$ -	$ -	$ -	$ -	$ -
CHARGES	$ -	$ -	$ -	$ -	$ -
FINES	$ -	$ -	$ -	$ -	$ -
INT/MISC	$ -	$ -	$ -	$ -	$ 1
TRANSFER	$ 286,788	$ 611,698	$ 619,220	$ 627,921	$ 631,120
TOTALS	**$ 286,788**	**$ 611,698**	**$ 619,220**	**$ 627,921**	**$ 631,121**

FY 14-15 FINAL BUDGET

Limited Tax General Obligation Debt Service Fund- Revenue Budget

Account		FY13 AMEND BUDGET	FY13 ACTUAL		FY14 ORIG BUDGET	FY14 AMEND BUDGET	FY14 ACTUAL thru 6/30/14		PROJECTED FY15
3040.000.000.371010.000	INTEREST REVENUE	0	0		0	0	0		1
3040.000.000.383002.000	TRANSFER FROM GENERAL FUND	465,453	465,453		472,647	472,647	472,647		474,526
3040.000.000.383014.000	TRANSFER- VETERANS CEMETERY FUND	153,767	153,767		155,274	155,274	155,273		156,594
		619,220	**619,220**		**627,921**	**627,921**	**627,920**		**631,121**

FY 14-15 FINAL BUDGET SUMMARY and 5 YEAR HISTORY

LIMITED TAX GENERAL OBLIGATION DEBT SERVICE

Debt service established to fund debt payments for bond issued to fund $1.6 million of improvements for veteran's cemetery and $1.4 million of improvements for Metra arena. Final debt payment on this issue is FY22.

Also accounts for debt service of $3,000,000 2011 Limited Purpose General Obligation Bond issued in the amount of $1,000,000 for County contribution for constructing Bench Blvd adjacent to Metra grounds and $2,000,000 for Metra arena enhancements. Final debt payment on this issue is FY21.

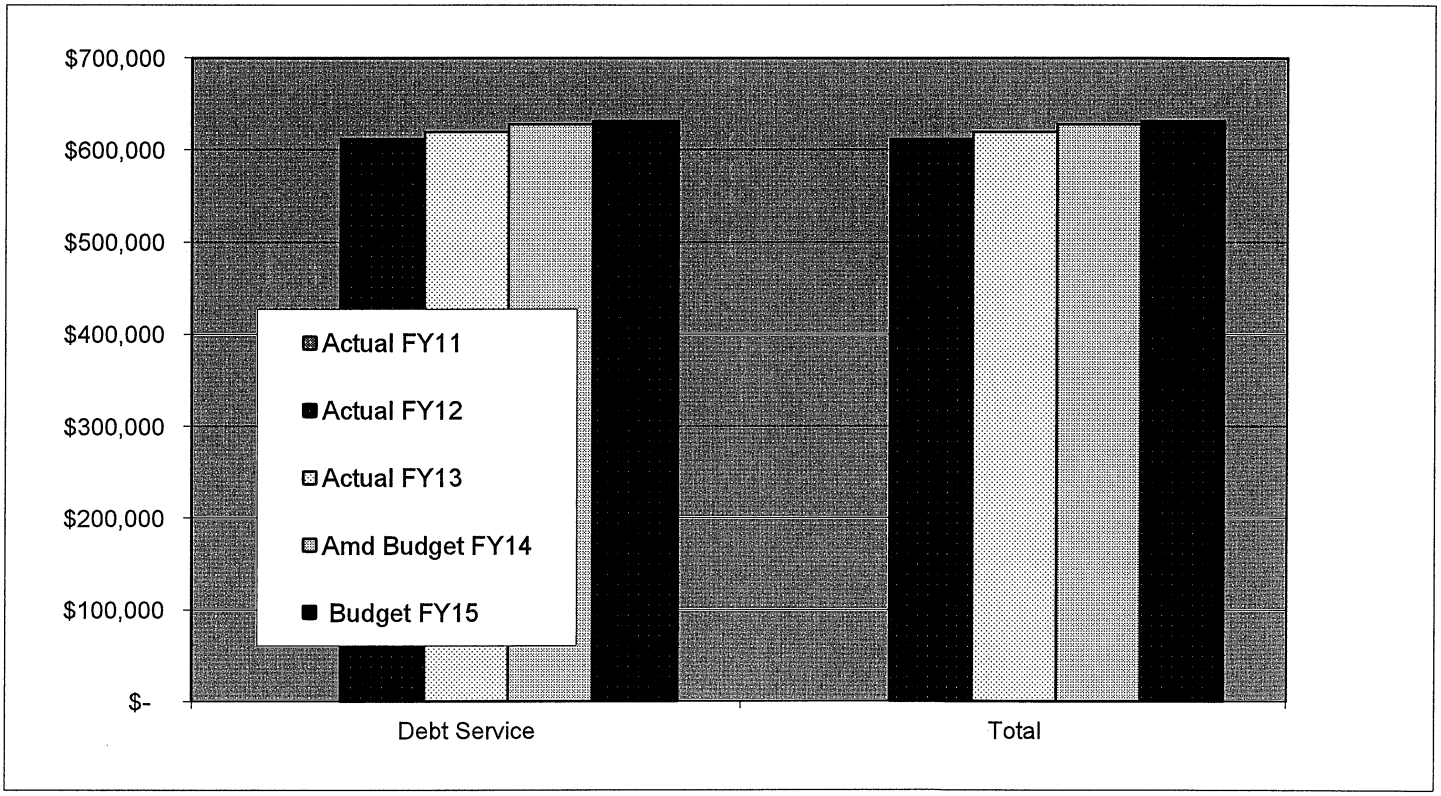

	Actual FY11	Actual FY12	Actual FY13	Amd Budget FY14	Budget FY15
Debt Service		$ 611,699	$ 619,221	$ 627,921	$ 631,121
Total	$ -	$ 611,699	$ 619,221	$ 627,921	$ 631,121

FINAL FY14-15 BUDGET

Limited General Obligation Debt Service Fund - Expenditure Budget

Account		AMENDED FY13 BUDGET	FY13 ACTUAL		BUDGET FY14 ORIG	BUDGET FY14 AMEND	thru 6/30/14 FY14 ACTUAL		APPROVED FY15	Supplemental Approved
DEBT										
LIMITED TAX GENERAL OBLIGATION -$3 MILLION BOND: VETERANS CEMETARY AND METRA SEATING										
3040.000.905.490100.610	PRINCIPAL	205,000	205,000		215,000	215,000	215,000		225,000	
3040.000.905.490100.620	INTEREST	83,313	83,313		76,138	76,138	76,137		68,613	
3040.000.905.490100.630	PAYING AGENT FEES									
LIMITED TAX GENERAL OBLIGATION -$3 MILLION BOND: BENCH BRIDGE AND METRA ENHANCEMENTS										
3040.000.905.490101.610	PRINCIPAL	275,000	275,000		285,000	285,000	285,000		290,000	
3040.000.905.490101.620	INTEREST	55,908	55,908		51,783	51,783	51,783		47,508	
	DEBT TOTAL	**619,221**	**619,221**		**627,921**	**627,921**	**627,920**		**631,121**	
	TOTAL	**619,221**	**619,221**		**627,921**	**627,921**	**627,920**		**631,121**	**-**
	FUNDING SOURCES:									
	GENERAL FUND	474,527								
	VETERAN'S CEMETERY	156,594								
	TOTAL	631,121								

FY 14-15 FINAL
REVENUE BUDGET and 5 YEAR REVENUE HISTORY

RSID REVOLVING

TAX REVENUE	$	-
NON-TAX REVENUE		-
TOTAL REVENUES	**$**	**-**
Use / (Source) of Reserves		25,000
TOTAL RESOURCES USED	**$**	**25,000**

BASE APPROPRIATIONS	$	-
Conting, One-time, Bldg trans		25,000
TOTAL APPROPRIATIONS	**$**	**25,000**

Reserves 7/1/14	$	327,295
(Use)/Source of Reserves		(25,000)
Proj. Res. 6/30/15	**$**	**302,295**

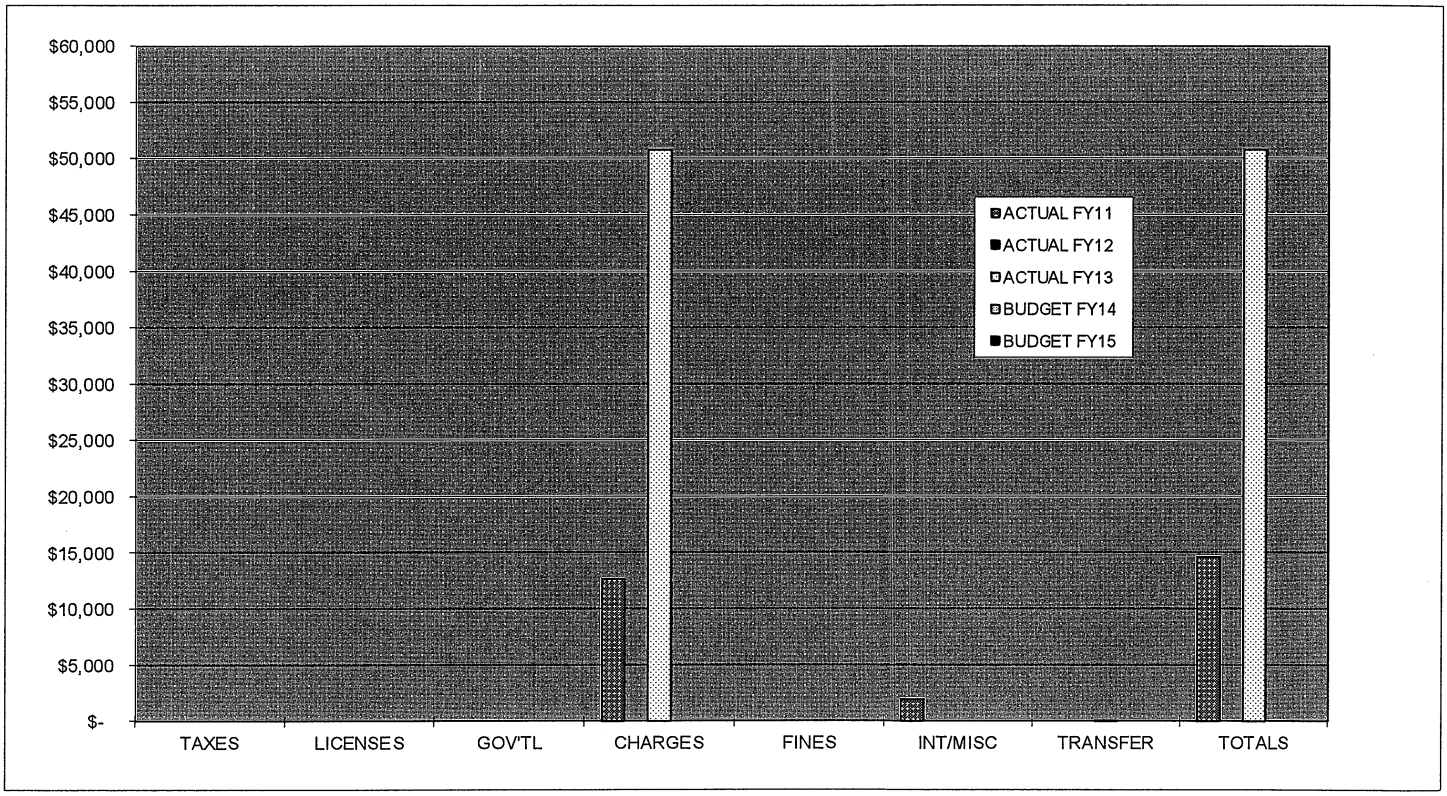

		ACTUAL FY11		ACTUAL FY12		ACTUAL FY13		BUDGET FY14		BUDGET FY15
TAXES	$	-	$	-	$	-	$	-	$	-
LICENSES	$	-	$	-	$	-	$	-	$	-
GOV'TL	$	-	$	-	$	-	$	-	$	-
CHARGES	$	12,686	$	-	$	50,772	$	-	$	-
FINES	$	-	$	-	$	-	$	-	$	-
INT/MISC	$	1,922	$	-	$	-	$	-	$	-
TRANSFER	$	-	$	-	$	19	$	-	$	-
TOTALS	**$**	**14,608**	**$**	**-**	**$**	**50,791**	**$**	**-**	**$**	**-**

FY 14-15 FINAL BUDGET

RSID Revolving Fund- Revenue Budget

Account		FY13 AMEND BUDGET	FY13 ACTUAL		FY14 ORIG BUDGET	FY14 AMEND BUDGET	FY14 ACTUAL thru 6/30/14		PROJECTED FY15
3400.000.000.311010.000	REAL PROPERTY TAXES	0	0		0	0	0		0
3400.000.000.311020.000	PERSONAL PROPERTY TAXES	0	0		0	0	0		0
3400.000.000.311021.000	MOBILE HOME TAXES	0	0		0	0	0		0
3400.000.000.312000.000	P & I DELIQUENT TAXES	0	0		0	0	0		0
3400.000.000.313000.000	TAX TITLE SALE	0	0		0	0	0		0
3400.000.000.341015.000	ADMIN. CHARGE FOR SERVICE	85,858	50,772		0	0	0		0
3400.000.000.363020.000	BOND & INT ASSESSMENTS	0	0		0	0	0		0
3400.000.000.383032.000	TRANSFER FROM RSID MAINT	0	19		0	0	0		0
		85,858	**50,791**		**0**	**0**	**0**		**0**

FY 14-15 FINAL BUDGET SUMMARY and 5 YEAR HISTORY

RSID REVOLVING

This fund is utilized for collaterizing RSID bond debt and as a loan fund for emergency repairs to RSID maintenance districts. Expenditures from the fund represent losses on amounts transferred to RSID bond districts to replace funding on unpaid special assessments on properties taken for tax deed. Revenues for the fund are generated by fees on new bond districts and tax revenue if reserves fall below 5% of outstanding RSID debt.

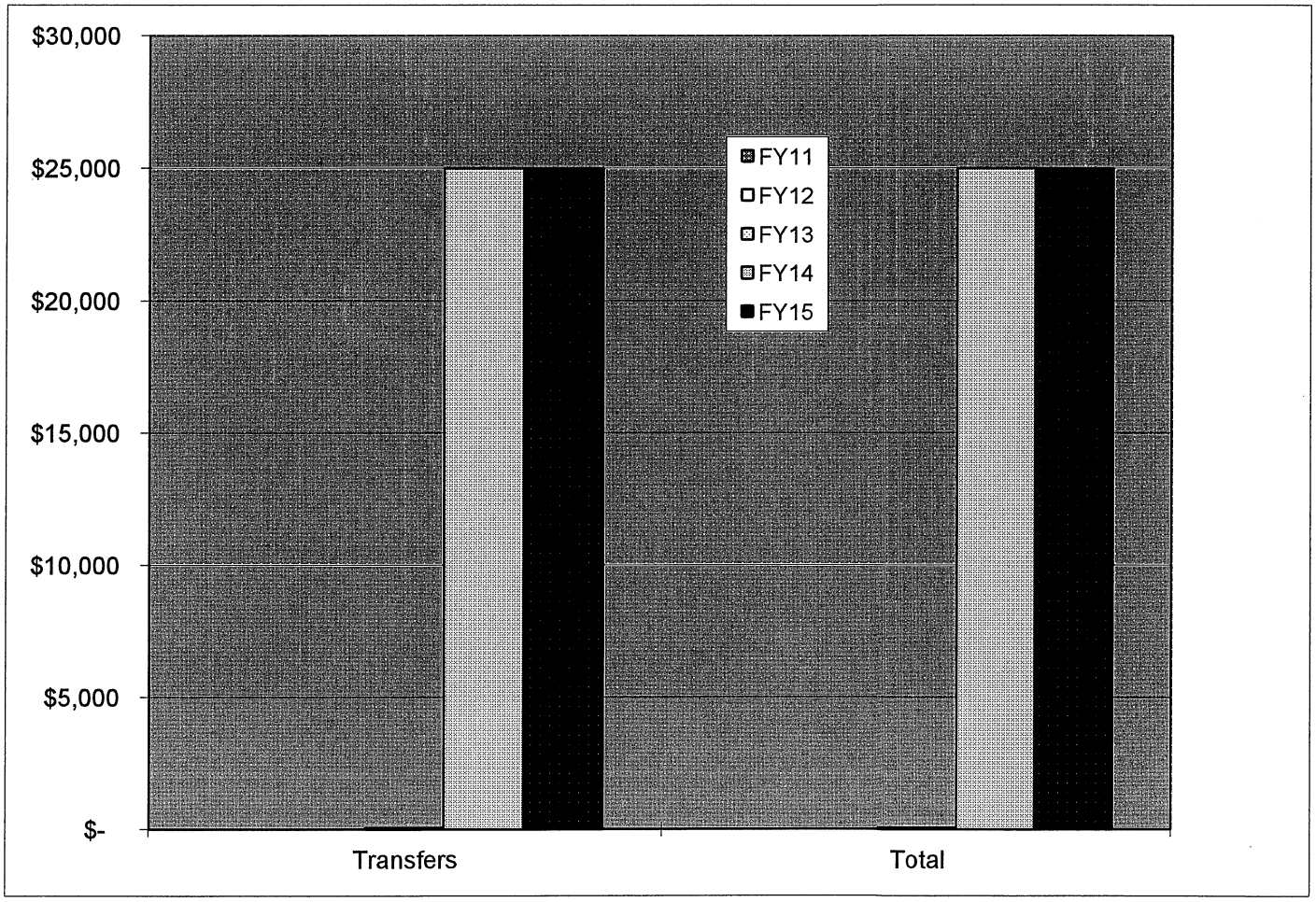

	Actual FY11	Actual FY12	Actual FY13	Amd Budget FY14	Budget FY15
Transfers	$ -	$ -	$ 56	$ 25,000	$ 25,000
Total	$ -	$ -	$ 56	$ 25,000	$ 25,000

FINAL FY14-15 BUDGET

RSID Revolving Fund - Expenditure Budget

Account		AMENDED FY13 BUDGET	FY13 ACTUAL		BUDGET FY14 ORIG	BUDGET FY14 AMEND	thru 6/30/14 FY14 ACTUAL		APPROVED FY15	Supplemental Approved
TRANSFERS										
3400.000.203.521000.820	TRANSFER TO RSID BOND FUNDS	25,000	56		25,000	25,000	0		25,000	
		25,000	**56**		**25,000**	**25,000**	**-**		**25,000**	
	TOTAL	**25,000**	**56**		**25,000**	**25,000**	**-**		**25,000**	**-**

FY 14-15 FINAL
REVENUE BUDGET and 5 YEAR REVENUE HISTORY
RSID BOND

TAX REVENUE	$	-
NON-TAX REVENUE		300,400
TOTAL REVENUES	**$**	**300,400**
Use / (Source) of Reserves		10,600
TOTAL RESOURCES USED	**$**	**311,000**

BASE APPROPRIATIONS	$	311,000
Conting, One-time, Bldg trans		-
TOTAL APPROPRIATIONS	**$**	**311,000**

Reserves 7/1/14	$	263,261
(Use)/Source of Reserves		(10,600)
Proj. Res. 6/30/15	**$**	**252,661**

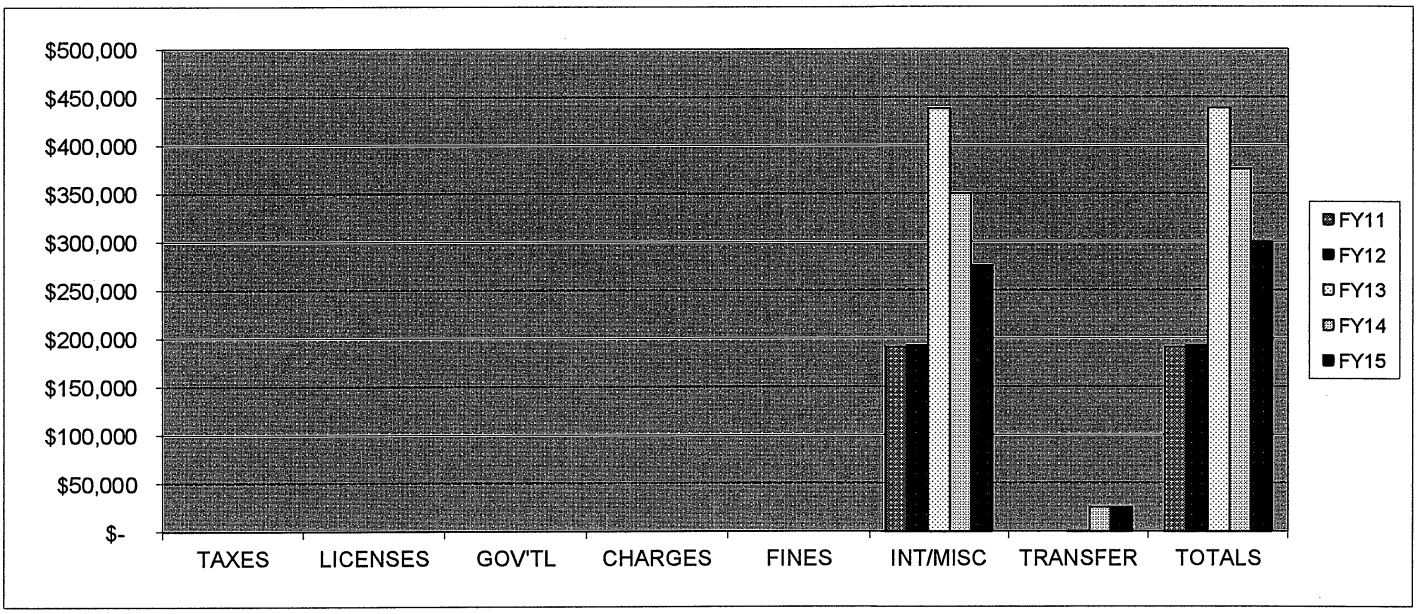

		ACTUAL FY11		ACTUAL FY12		ACTUAL FY13		BUDGET FY14		BUDGET FY15
TAXES	$	-	$	-	$	-	$	-	$	-
LICENSES	$	-	$	-	$	-	$	-	$	-
GOV'TL	$	-	$	-	$	-	$	-	$	-
CHARGES	$	-	$	-	$	-	$	-	$	-
FINES	$	-	$	-	$	-	$	-	$	-
INT/MISC	$	190,970	$	192,980	$	438,415	$	350,400	$	275,400
TRANSFER	$	-	$	-	$	56	$	25,000	$	25,000
TOTALS	**$**	**190,970**	**$**	**192,980**	**$**	**438,471**	**$**	**375,400**	**$**	**300,400**

FY 14-15 FINAL BUDGET

RSID Bond Fund- Revenue Budget

Account		FY13 AMEND BUDGET	FY13 ACTUAL		FY14 ORIG BUDGET	FY14 AMEND BUDGET	FY14 ACTUAL thru 6/30/14		PROJECTED FY15
3500.000.000.363020.000	BOND & INT ASSESSMENTS	350,000	407,026		350,000	350,000	257,128		275,000
3500.000.000.371010.000	INTEREST REVENUE	2,000	926		400	400	486		400
3500.000.000.381030.000	SALE OF BONDS	30,463	30,463		0	0			
3500.000.000.383000.000	TRANSFER FROM OTHER FUNDS	25,000	56		25,000	25,000	0		25,000
		407,463	**438,471**		**375,400**	**375,400**	**257,614**		**300,400**

FY 14-15 FINAL BUDGET SUMMARY and 5 YEAR HISTORY

RSID BOND

This fund is utilized for assessing and paying RSID bond debt for individual Rural Special Improvement Districts. Debt service fluctuates based on assessment collections, payoffs, and new debt. All RSID bond debt is currently collateralized by the RSID Revolving Fund. Debt is issued to pay for property improvements.

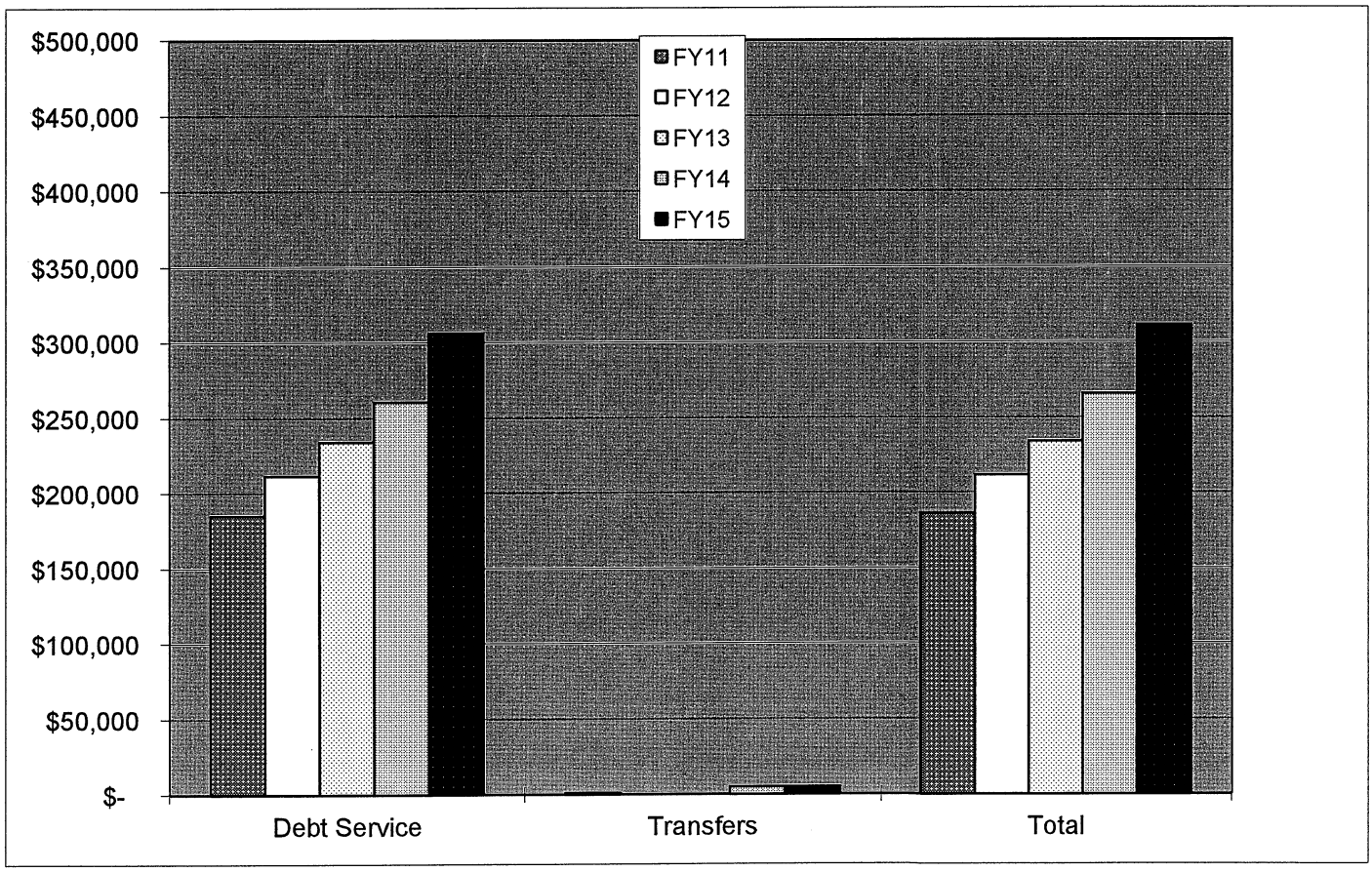

	Actual FY11	Actual FY12	Actual FY13	Amd Budget FY14	Budget FY15
Debt Service	$ 185,174	$ 211,784	$ 234,029	$ 260,500	$ 306,000
Transfers	$ 1,099	$ -	$ -	$ 5,000	$ 5,000
Total	$ 186,273	$ 211,784	$ 234,029	$ 265,500	$ 311,000

FINAL FY14-15 BUDGET

RSID Bond Fund - Expenditure Budget

Account		AMENDED FY13 BUDGET	FY13 ACTUAL		BUDGET FY14 ORIG	BUDGET FY14 AMEND	thru 6/30/14 FY14 ACTUAL		APPROVED FY15	Supplemental Approved
DEBT										
3500.000.900.490300.610	PRINCIPAL	300,000	184,945		200,000	200,000	323,433		250,000	
3500.000.900.490300.620	INTEREST	80,000	48,584		60,000	60,000	62,005		55,000	
3500.000.900.490300.630	PAYING AGENT FEES	500	500		500	500	900		1,000	
	DEBT TOTAL	**380,500**	**234,029**		**260,500**	**260,500**	**386,338**		**306,000**	
TRANSFERS										
3500.000.900.521000.820	TRANSFER TO OTHER FUNDS	5,000			5,000	5,000			5,000	
		5,000	**-**		**5,000**	**5,000**	**-**		**5,000**	
	TOTAL	**385,500**	**234,029**		**265,500**	**265,500**	**386,338**		**311,000**	**-**

FY 14-15 FINAL
REVENUE BUDGET and 5 YEAR REVENUE HISTORY

GIS

TAX REVENUE	$	-
NON-TAX REVENUE		352,886
TOTAL REVENUES	**$**	**352,886**
Use / (Source) of Reserves		(14,425)
TOTAL RESOURCES USED	**$**	**338,461**

BASE APPROPRIATIONS	$	338,461
Conting, One-time, Bldg trans		-
TOTAL APPROPRIATIONS	**$**	**338,461**

Reserves 7/1/14	$	283,619
(Use)/Source of Reserves		14,425
Proj. Res. 6/30/15	**$**	**298,044**

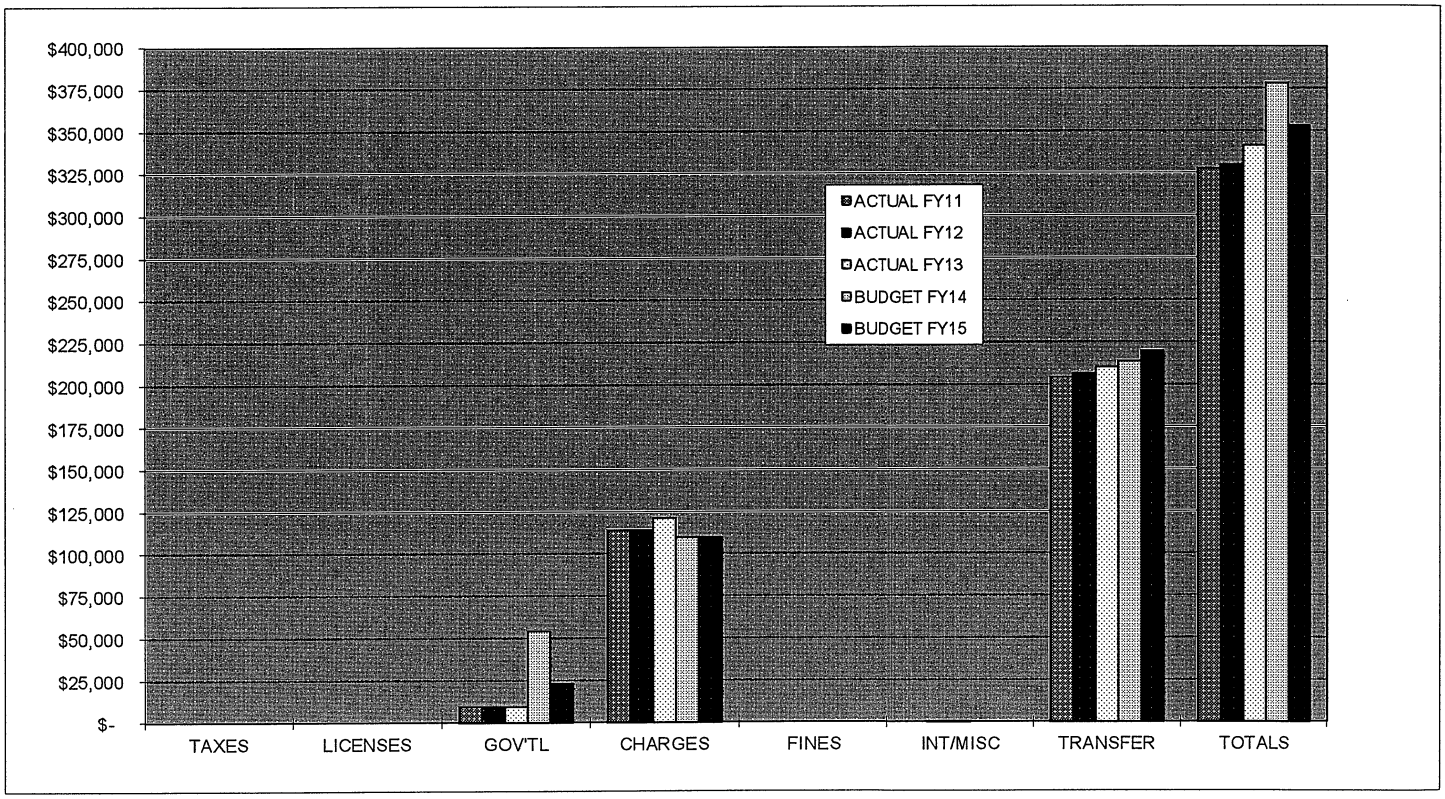

		ACTUAL FY11		ACTUAL FY12		ACTUAL FY13		BUDGET FY14		BUDGET FY15
TAXES	$	-	$	-	$	-	$	-	$	-
LICENSES	$	-	$	-	$	-	$	-	$	-
GOV'TL	$	9,381	$	9,381	$	9,381	$	54,381	$	23,023
CHARGES	$	113,957	$	114,038	$	121,275	$	110,000	$	110,000
FINES	$	-	$	-	$	-	$	-	$	-
INT/MISC	$	-	$	98	$	119	$	-	$	-
TRANSFER	$	204,205	$	206,420	$	210,384	$	213,942	$	219,863
TOTALS	**$**	**327,543**	**$**	**329,937**	**$**	**341,159**	**$**	**378,323**	**$**	**352,886**

FY 14-15 FINAL BUDGET

Geographical Information System Fund - Revenue Budget

Account		FY13 AMEND BUDGET	FY13 ACTUAL	FY14 ORIG BUDGET	FY14 AMEND BUDGET	FY14 ACTUAL thru 6/30/14	PROJECTED FY15
4040.000.000.333040.000	AID TRANSPORTATION	0	0				0
4040.000.000.331318.000	GIS GCDB & CADASTRAL DB ESA04C004	0	0				0
4040.000.000.334065.000	MT LAND INFO ACT GRANT	0	0	45,000	45,000	31,800	13,070
4040.000.000.335240.000	HB124 ENTITLEMENT	9,381	9,381	9,381	9,381	9,663	9,953
4040.000.000.341010.000	SALE OF MAPS	3,500	7,240	3,500	3,500	3,073	3,500
4040.000.000.341015.000	ADMIN. CHARGE FOR SERVICE	11,000	10,000	11,000	11,000	10,000	11,000
4040.000.000.341040.000	GIS 25% of new state records fee	38,000	46,535	38,000	38,000	38,384	38,000
4040.000.000.341076.000	CONTRACT - CITY BLGS	28,000	28,000	28,000	28,000	28,000	28,000
4040.000.000.341078.000	CONTRACT-CITY LAUREL	2,000	2,000	2,000	2,000	2,000	2,000
4040.000.000.342048.000	E911-ADDRESSING AGREEMENT	27,500	27,500	27,500	27,500	27,500	27,500
4040.000.000.369000.000	OTHER INCOME	0	119	0	0	109	0
4040.000.000.383002.000	TRANS FROM GENERAL	29,520	29,520	30,110	30,110	30,110	31,013
4040.000.000.383009.000	TRANS FROM PLANNING	47,479	48,720	49,213	49,213	50,299	50,400
4040.000.000.383019.000	TRANSFER - PUBLIC SAFETY	32,342	32,342	32,342	32,342	32,342	32,342
4040.000.000.383025.000	TRANSFER FROM RECORDS PR.	41,552	41,552	42,383	42,383	42,383	43,654
4040.000.000.383030.000	TRANSFER-HLTH INSUR LEVY	19,572	19,440	19,920	19,920	19,162	20,880
4040.000.000.383096.000	TRANSFER FROM ROAD	38,810	38,810	39,974	39,974	39,974	41,573
TOTAL		**328,656**	**341,159**	**378,323**	**378,323**	**364,799**	**352,886**

FY 14-15 FINAL BUDGET SUMMARY and 5 YEAR HISTORY

GEOGRAPHICAL INFORMATION SYSTEM (GIS)

This fund is used to account for the development of the County's GIS, which is a spatial data base and mapping system used to integrate, query, display, and analyze tabular & spatial data.

FY15 FTEs	FY14 FTEs	FY13 FTEs	FY12 FTEs
4.00	4.00	4.00	4.00

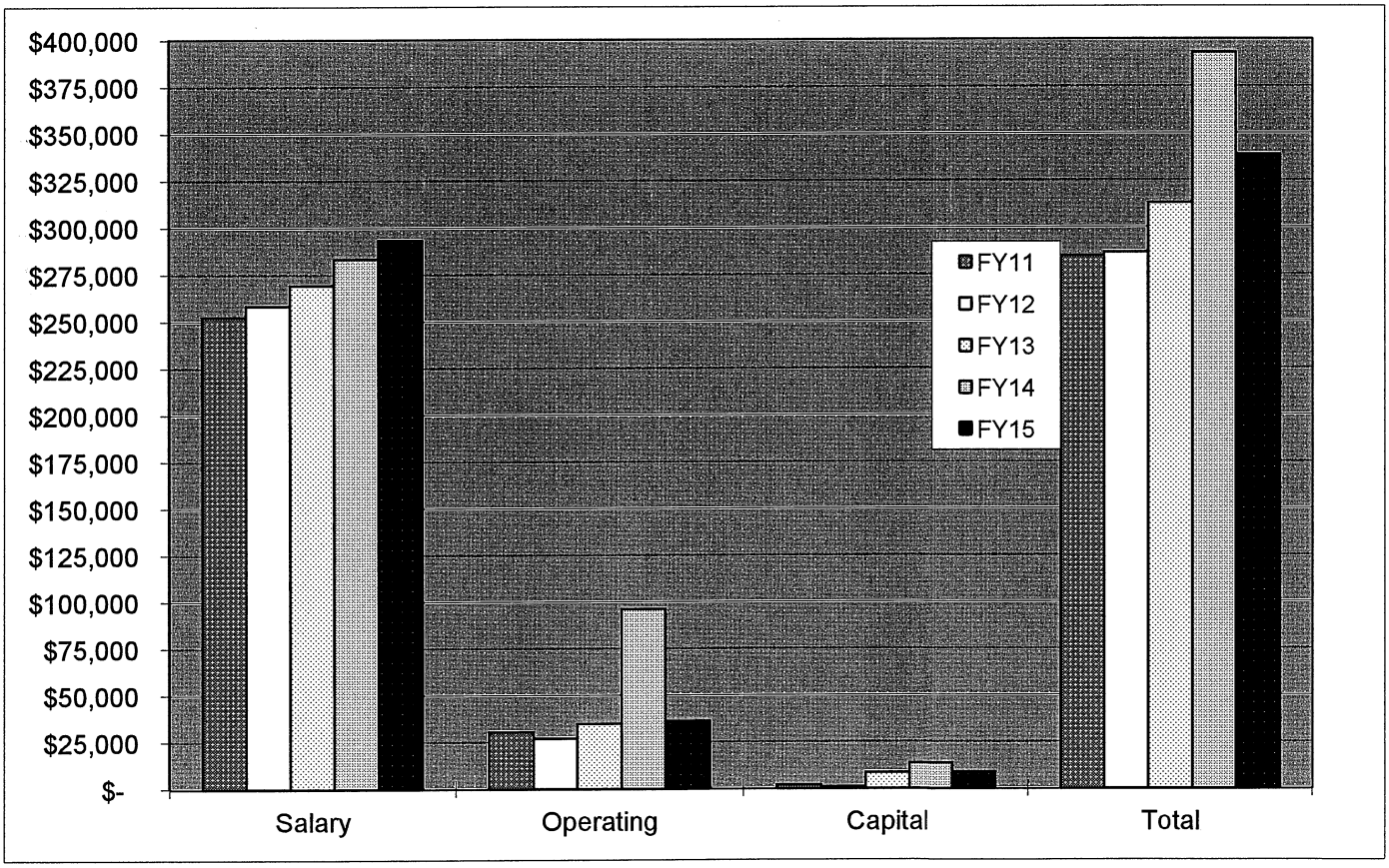

	Actual FY11	Actual FY12	Actual FY13	Amd Budget FY14	Budget FY15
Salary	$ 252,395	$ 258,244	$ 269,307	$ 283,186	$ 293,361
Operating	$ 30,483	$ 27,117	$ 34,955	$ 96,000	$ 36,100
Capital	$ 1,920	$ 1,045	$ 8,478	$ 13,500	$ 9,000
Total	$ 284,798	$ 286,406	$ 312,740	$ 392,686	$ 338,461

FINAL FY14-15 BUDGET

Geographical Information System (GIS) Fund - Expenditure Budget

Account		AMENDED FY13 BUDGET	FY13 ACTUAL	BUDGET FY14 ORIG	BUDGET FY14 AMEND	thru 6/30/14 FY14 ACTUAL	APPROVED FY15	Supplemental Approved
PERSONNEL								
4040.000.400.430100.111	SALARIES/PERM	200,801	203,151	212,582	212,582	212,920	219,194	
4040.000.400.430100.120	OVERTIME	-	100	0	0	100	-	
4040.000.400.430100.130	TERMINATION PAY			0	0	465		
4040.000.400.430100.141	UNEMPLOYMENT COMPENSATION	703	720	744	957	967	1,206	
4040.000.400.430100.142	WORKER'S COMPENSATION	2,237	2,257	2,085	2,085	2,084	1,983	
4040.000.400.430100.143	GROUP HEALTH INSURANCE	32,532	32,394	33,360	33,147	32,091	35,280	
4040.000.400.430100.144	SOCIAL SECURITY	15,361	15,292	16,263	16,263	16,125	16,768	
4040.000.400.430100.147	LONG TERM DISABILITY	502	498	531	531	530	548	
4040.000.400.430100.153	LIFE INSURANCE	446	444	466	466	506	474	
4040.000.400.430100.156	PUBLIC EMPLOYEE RETIRE	14,197	14,451	17,155	17,155	17,200	17,908	
	PERSONNEL TOTAL	**266,779**	**269,307**	**283,186**	**283,186**	**282,988**	**293,361**	
OPERATING								
4040.000.400.430100.220	OPERATING SUPPLIES	4,000	3,791	4,200	4,200	2,791	4,400	
4040.000.400.430100.231	GAS-OIL-GREASE-ETC	100	0	100	100	0	100	
4040.000.400.430100.330	MEMBERSHIP & DUES	500	470	500	500	470	500	
4040.000.400.430100.345	TELEPHONE & LONG DISTANCE	1,500	1,182	1,500	1,500	1,243	1,600	
4040.000.400.430100.363	GIS MACHINE MAINT	500	468	500	500	0	500	
4040.000.400.430100.368	SOFTWARE/HARDWARE MAINT	15,200	14,700	15,200	15,200	14,700	15,000	
4040.000.400.430100.370	TRAVEL/MOVING	7,000	7,087	7,000	7,000	4,498	7,000	
4040.000.400.430100.380	TRAINING	7,000	7,257	7,000	7,000	4,140	7,000	
4040.000.400.430100.397	CONTRACT: (MLIA GRANT)			45,000	60,000	46,431	-	
	OPERATING TOTAL	**35,800**	**34,955**	**81,000**	**96,000**	**74,273**	**36,100**	
CAPITAL								
4040.000.400.430100.940	CAPITAL OUTLAY-EQUIPMENT	13,000	8,478	13,500	13,500	8,602	9,000	9,000
	CAPITAL TOTAL	**13,000**	**8,478**	**13,500**	**13,500**	**8,602**	**9,000**	
	TOTAL	**315,579**	**312,740**	**377,686**	**392,686**	**365,863**	**338,461**	**9,000**

REQUESTS FOR ADDITIONAL OPERATING AND CAPITAL BUDGET OVER FY14 ORIGINAL BUDGET

ACCOUNT NUMBER	EXPLANATION	AMOUNT Approved
4040.000.400.430100.940	scanner (old scanner can't be upgraded)	6,500
4040.000.400.430100.940	ArcGIS Online	2,500
		$9,000

REQUESTS FOR CHANGES IN PERSONNEL FROM FY14

POSITION	EXPLANATION FOR FTE, OVERTIME, OR TEMP SALARY CHANGE

FINAL FY 2014-15 PERSONNEL LISTS

ALL SALARY NUMBERS ARE FOR BUDGETING PURPOSES ONLY

DEPT. 400

GIS

Position Title	7/01/14 Grade	CLASS WORK COMP	Union Status	FY15 FTE's	FY14 FTE's	FY13 FTE's	FY12 FTE's	FY15 SALARY	0.55% UNEM.	WORK COMP	HEALTH INSUR.	7.65% FICA	LIFE INSUR.	Long-term Disability	8.170% PERS	TOTAL SALARY & BENEFITS
GIS Administrator	I	8743	None	1.0	1.0	1.0	1.0	68,092	375	445	8,820	5,209	120	170	5,563	88,794
GIS Coordinator	G	8743	None	1.0	1.0	1.0	1.0	53,787	296	351	8,820	4,115	120	134	4,394	72,018
GIS Analyst	F	8810	None	1.0	1.0	1.0	1.0	48,566	267	593	8,820	3,715	117	121	3,968	66,167
GIS Analyst	F	8810	None	1.0	1.0	1.0	1.0	48,749	268	595	8,820	3,729	117	122	3,983	66,383
Past FTE's				0.0	0.0	0.0	0.0									
Contingency		8810						0	0	0	0	0	0	0	0	0
				4.0	4.0	4.0	4.0	219,194	1,206	1,983	35,280	16,768	474	548	17,908	293,361

FY 14-15 FINAL
REVENUE BUDGET and 5 YEAR REVENUE HISTORY

CAPITAL PROJECTS

TAX REVENUE	$	-
NON-TAX REVENUE		2,641,000
TOTAL REVENUES	**$**	**2,641,000**
Use / (Source) of Reserves		9,683,000
TOTAL RESOURCES USED	**$**	**12,324,000**

BASE APPROPRIATIONS	$	-
Conting, One-time, Bldg trans		12,324,000
TOTAL APPROPRIATIONS	**$**	**12,324,000**

Reserves 7/1/14	$	12,166,199
(Use)/Source of Reserves		(9,683,000)
Proj. Res. 6/30/15	**$**	**2,483,199**

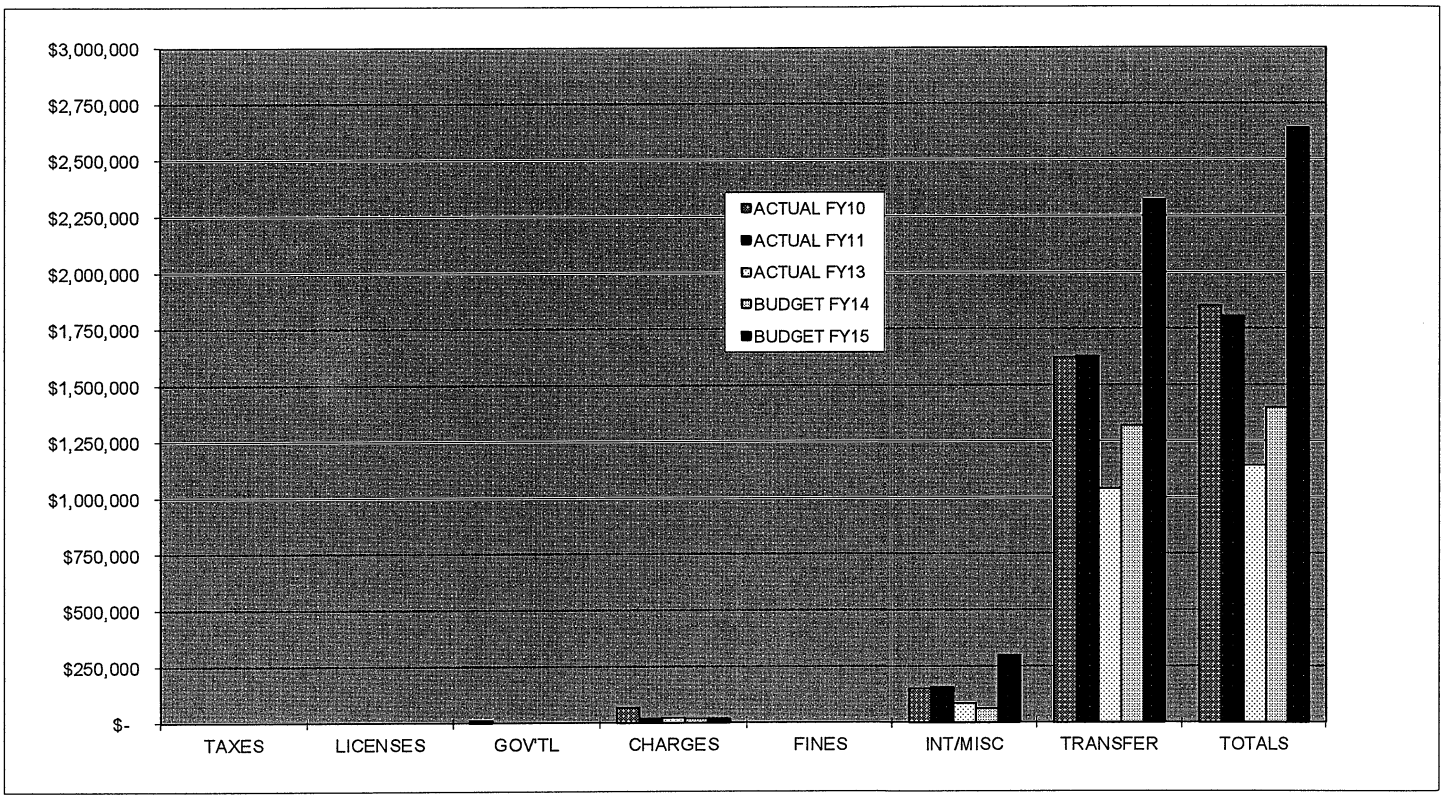

		ACTUAL FY10		ACTUAL FY11		ACTUAL FY13		BUDGET FY14		BUDGET FY15
TAXES	$	-	$	-	$	-	$	-	$	-
LICENSES	$	-	$	-	$	-	$	-	$	-
GOV'TL	$	9,498	$	-	$	-	$	-	$	-
CHARGES	$	69,028	$	19,980	$	21,202	$	19,500	$	19,500
FINES	$	-	$	-	$	-	$	-	$	-
INT/MISC	$	149,661	$	156,816	$	83,579	$	62,500	$	298,500
TRANSFER	$	1,622,547	$	1,630,000	$	1,040,000	$	1,320,000	$	2,323,000
TOTALS	**$**	**1,850,734**	**$**	**1,806,796**	**$**	**1,144,781**	**$**	**1,402,000**	**$**	**2,641,000**

FY 14-15 FINAL BUDGET

Capital Improvement Projects (CIP) Fund - Revenue Budget

Account		FY13 AMEND BUDGET	FY13 ACTUAL	FY14 ORIG BUDGET	FY14 AMEND BUDGET	FY14 ACTUAL thru 6/30/14	PROJECTED FY15
4050.000.000.346090.000	- PARKING FEES	19,500	21,202	19,500	19,500	22,003	19,500
4050.000.000.360100.000	- REFUND REIMBURSEMENT						0
4050.000.000.362010.000	RENT & ROYALTY	62,250	54,575	35,000	35,000	19,133	12,500
4050.000.000.365000.000	- DONATIONS						0
4050.000.000.371010.000	- INTEREST REVENUE	60,000	29,004	27,500	27,500	46,502	35,000
4050.000.000.381070.000	- PROCEEDS OF INTERCAP LOAN						0
4050.000.000.382030.000	CIP- SALE FIXED/ASSETS						251,000
4050.000.000.383002.000	- TRANS FROM GENERAL	550,000	550,000	750,000	750,000	1,505,000	1,600,000
4050.000.000.383003.000	- TRANS FROM WEED CONTROL	40,000	40,000	20,000	20,000	20,000	23,000
4050.000.000.383013.000	- TRANSFER FROM EXTENSION						0
4050.000.000.383015.000	- TRANSFER FROM JUNK VEHICLE						0
4050.000.000.383019.000	- TRANSFER - PUBLIC SAFETY	350,000	350,000	350,000	350,000	975,000	500,000
4050.000.000.383020.000	- TRANSFER - YOUTH SERVICES						0
4050.000.000.383022.000	- TRANSFER -BRIDGE						0
4050.000.000.383025.000	- TRANSFER FROM RECORDS PR.						0
4050.000.000.383096.000	- TRANSFER FROM ROAD	100,000	100,000	200,000	200,000	200,000	200,000
		1,181,750	**1,144,781**	**1,402,000**	**1,402,000**	**2,787,638**	**2,641,000**

FY 14-15 FINAL BUDGET SUMMARY and 5 YEAR HISTORY

CAPITAL IMPROVEMENT PROJECTS FUND (CIP)

This fund is used to account for the reserving of money to be used for major capital acquisitions.
The budget is usually set at the total resources available, whether or not it is expected to be fully expended in the current fiscal year.

SEE CAPITAL PROJECTS DETAIL IN SUMMARY SECTION

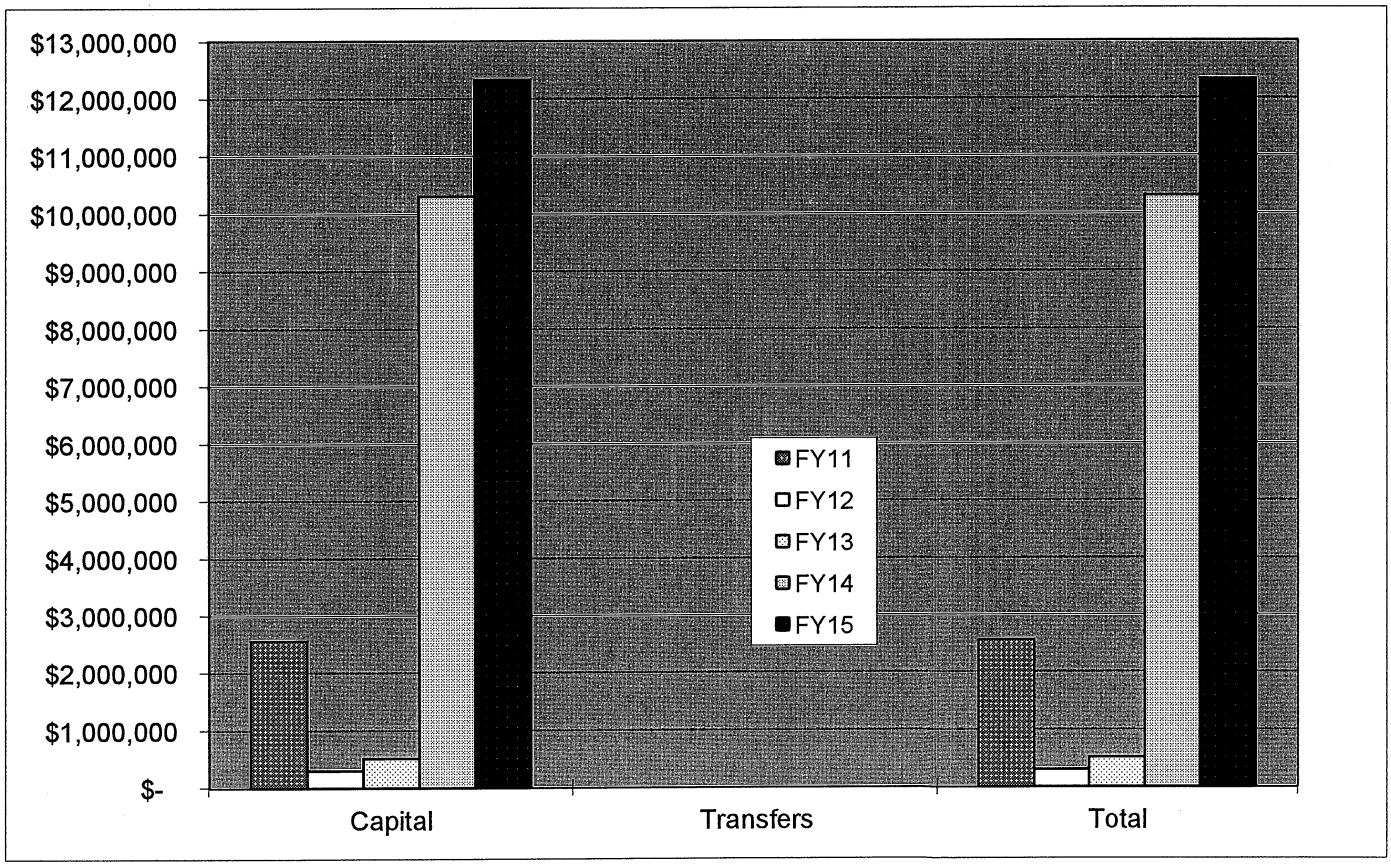

	Actual FY11	Actual FY12	Actual FY13	Amd Budget FY14	Budget FY15
Capital	$ 2,556,184	$ 295,218	$ 517,604	$ 10,302,000	$ 12,324,000
Transfers	$ -	$ -	$ -	$ -	$ -
Total	$ 2,556,184	$ 295,218	$ 517,604	$ 10,302,000	$ 12,324,000

FINAL FY14-15 BUDGET

Capital Projects Fund - Expenditure Budget

Account		AMENDED FY13 BUDGET	FY13 ACTUAL	BUDGET FY14 ORIG	BUDGET FY14 AMEND	thru 6/30/14 FY14 ACTUAL	APPROVED FY15	Supplemental Approved
CAPITAL								
4050.000.599.410940.940	CLERK AND RECORDER - EQUIPMENT	300,000	110,242	180,000	180,000	0	180,000	
4050.000.599.411200.920	GENERAL FUND - BUILDING	1,600,000	6,314	2,803,000	2,803,000	175,920	4,370,000	
4050.000.599.411200.921	PARKING	146,000	0	159,000	159,000	0	147,000	
4050.000.599.411200.940	GENERAL FUND - EQUIPMENT	950,000	265,113	1,345,000	1,345,000	344,189	1,000,000	
4050.000.599.420110.920	SHERIFF - BUILDING & LAND	1,000,000	33,789	1,432,000	1,432,000	10,468	2,500,000	
4050.000.599.420110.940	SHERIFF - EQUIPMENT	249,000	58,900	300,000	300,000	85,868	300,000	
4050.000.599.420250.920	YOUTH SERVICES CENTER - BUILDING/LAND	300,000	0	298,000	298,000	0	300,000	
4050.000.599.420250.940	YOUTH SERVICES CENTER - EQUIPMENT	96,000	0	100,000	100,000	20,440	80,000	
4050.000.599.430210.940	ROAD - HEAVY EQUIPMENT / BLDG	1,500,000	22,269	1,697,000	1,697,000	475,126	1,425,000	
4050.000.599.430244.932	BRIDGE CONSTRUCTION CONTINGENCY	1,360,000	0	1,374,000	1,374,000	0	1,379,000	
4050.000.599.430244.935	BUNDY BRIDGE	149,500	0	150,000	150,000	5,500	145,000	
4050.000.599.430800.940	JUNK VEHICLE - BLDG & EQUIPMENT	116,000	11,050	105,000	105,000	0	105,600	
4050.000.599.431100.943	WEED CONTROL EQUIP	223,000	0	244,000	244,000	0	277,000	
4050.000.599.450400.940	EXTENSION -BLDG & EQUIPMENT	124,000	9,926	115,000	115,000	0	115,400	
	CAPITAL TOTAL	**8,113,500**	**517,604**	**10,302,000**	**10,302,000**	**1,117,511**	**12,324,000**	
	TOTAL	**8,113,500**	**517,604**	**10,302,000**	**10,302,000**	**1,117,511**	**12,324,000**	**-**

ACCOUNT NUMBER	EXPLANATION	AMOUNT Approved
	SEE CAPITAL PROJECTS SPREADSHEET IN SUMMARY SECTION	

YELLOWSTONE COUNTY - CIP FUND
FISCAL YEAR 14-15 - FINAL
As of August 13, 2014

TRANSACTION RECAP

	GENERAL FUND	OFFICE MODERN.	PARKING	PUBLIC SAFETY	YOUTH SERVICES	ROAD - MOTOR GRADER	BUNDY BRIDGE	BRIDGE	JUNK VEHICLE	EXTENSION	WEED	RECORDS PRESERV.	TOTAL
Net Cash 7/01/14	**3,484,635**	**900,721**	**161,482**	**2,276,535**	**378,116**	**1,222,591**	**144,873**	**1,375,742**	**105,624**	**115,542**	**244,623**	**180,153**	10,590,635
Expenditures													0
Interest Earned	9,054	2,934	558	5,874	1,473	4,728	563	5,169	397	434	860	677	32,721
Transfers-in	1,600,000	0	0	500,000	0	200,000	0	0	0	0	23,000	0	2,323,000
Parking fees	0	0	19,500	0	0	0	0	0	0	0	0	0	19,500
Metra Interfund Loan	350,000	0	0	0	0	0	0	0	0	0	0	0	350,000
Brick Building Sale	249,000	0	0	0	0	0	0	0	0	0	0	0	249,000
Property rent	0	0	0	12,500	0	0	0	0	0	0	0	0	12,500
EST. CASH 6/30/15	**5,692,689**	**903,654**	**181,540**	**2,794,909**	**379,588**	**1,427,319**	**145,436**	**1,380,911**	**106,020**	**115,976**	**268,483**	**180,830**	**13,577,356**
													13,577,356
Additional FY14 transfer available	500,000			750,000									1,250,000

REQUESTED FY15 PROJECTS

4th floor HVAC	(200,000)												(200,000)
Security cameras in courthouse upgrade	(50,000)												(50,000)
Clock Glass	(10,000)												(10,000)
VAV 6th & 8th floor	(20,000)												(20,000)
Courtroom ceiling fans	(8,600)												(8,600)
Security Elevator Door Operator - replace	(20,000)												(20,000)
Annual carpet replacement	(15,000)												(15,000)
Concrete blvd			(15,000)										(15,000)
Parking lot overlay			(15,000)										(15,000)
Jail Control System				(740,000)									(740,000)
S.O. Admin - HVAC				(300,000)									(300,000)
Sheriff admin bldg - light retrofit				(10,000)									(10,000)
N45 rooftop unit -jail				(6,000)									(6,000)
Elevator upgrades -sheriff admin				(26,000)									(26,000)
Jail - Water softener				(29,000)									(29,000)
Jail - carpet in booking				(10,000)									(10,000)
Youth Services - Furnace					(5,000)								(5,000)
Youth Services - North half roof & AC units					(40,000)								(40,000)
PROJECTED CASH 6/30/15	**5,869,089**	**903,654**	**151,540**	**2,423,909**	**334,588**	**1,427,319**	**145,436**	**1,380,911**	**106,020**	**115,976**	**268,483**	**180,830**	**13,307,756**
													13,307,756

259

OTHER PROJECTS / ITEMS PENDING

Courthouse space remodel	(300,000)												(300,000)
Jail Expansion				(7,000,000)									(7,000,000)
Jail Roof - FY20				(1,500,000)									(1,500,000)
Ag Bldg loan	(800,000)												(800,000)
Donate to Jail Expansion	(1,000,000)			1,000,000									0
Extension Building	(400,000)									(100,000)			(500,000)
Subtotal Projects - (Uses of Funds)	**(2,500,000)**	**0**	**0**	**(7,500,000)**	**0**	**0**	**0**	**0**	**0**	**(100,000)**	**0**	**0**	**(10,100,000)**
	3,369,089	**903,654**	**151,540**	**(5,076,091)**	**334,588**	**1,427,319**	**145,436**	**1,380,911**	**106,020**	**15,976**	**268,483**	**180,830**	**3,207,756**

FY 14-15 FINAL
REVENUE BUDGET and 5 YEAR REVENUE HISTORY

RSID CONSTRUCTION

TAX REVENUE	$	-
NON-TAX REVENUE		-
TOTAL REVENUES	**$**	**-**
Use / (Source) of Reserves		-
TOTAL RESOURCES USED	**$**	**-**

BASE APPROPRIATIONS	$	-
Conting, One-time, Bldg trans		-
TOTAL APPROPRIATIONS	**$**	**-**

Reserves 7/1/14	$	-
(Use)/Source of Reserves		-
Proj. Res. 6/30/15	**$**	**-**

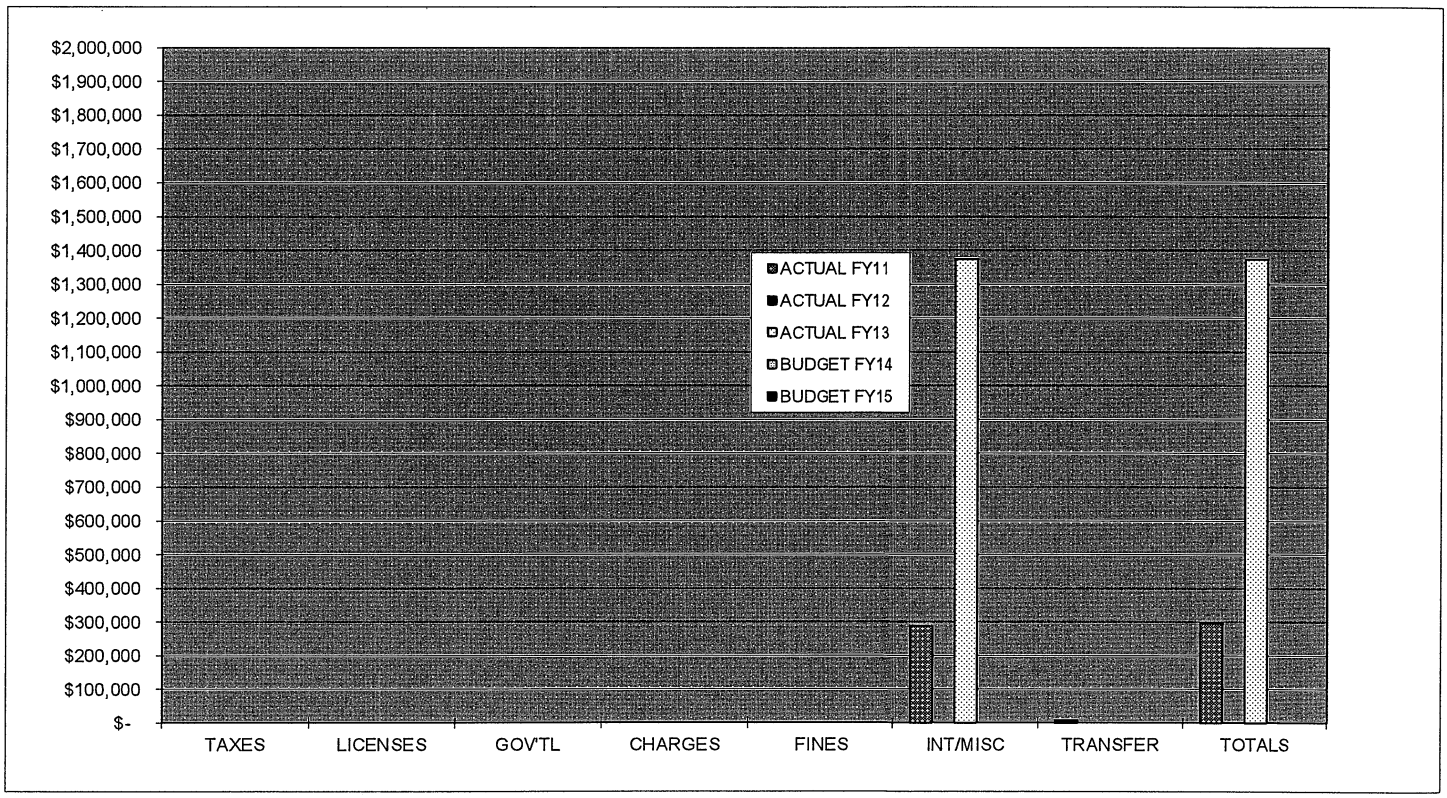

	ACTUAL FY11	ACTUAL FY12	ACTUAL FY13	BUDGET FY14	BUDGET FY15
TAXES	$ -	$ -	$ -	$ -	$ -
LICENSES	$ -	$ -	$ -	$ -	$ -
GOV'TL	$ -	$ -	$ -	$ -	$ -
CHARGES	$ -	$ -	$ -	$ -	$ -
FINES	$ -	$ -	$ -	$ -	$ -
INT/MISC	$ 288,858	$ -	$ 1,373,532	$ -	$ -
TRANSFER	$ 8,556	$ -	$ -	$ -	$ -
TOTALS	**$ 297,414**	**$ -**	**$ 1,373,532**	**$ -**	**$ -**

FY 14-15 FINAL BUDGET SUMMARY and 5 YEAR HISTORY

RSID CONSTRUCTION

This fund is utilized for constructing improvements for individual Rural Special Improvement Districts, which is initially funded by debt financing and later assessed back to benefitted properties to pay the debt. (see RSID Bond Fund). Budgets for RSID construction are difficult to estimate because new districts can be petitioned to be created at any time.

CAPITAL REQUESTED:
RSID 783 Homestead Water line completed in FY11
RSID 785 - Riverview Estates road replacement in FY11
RSID 803 - Indian Cliffs road replacement completed FY13

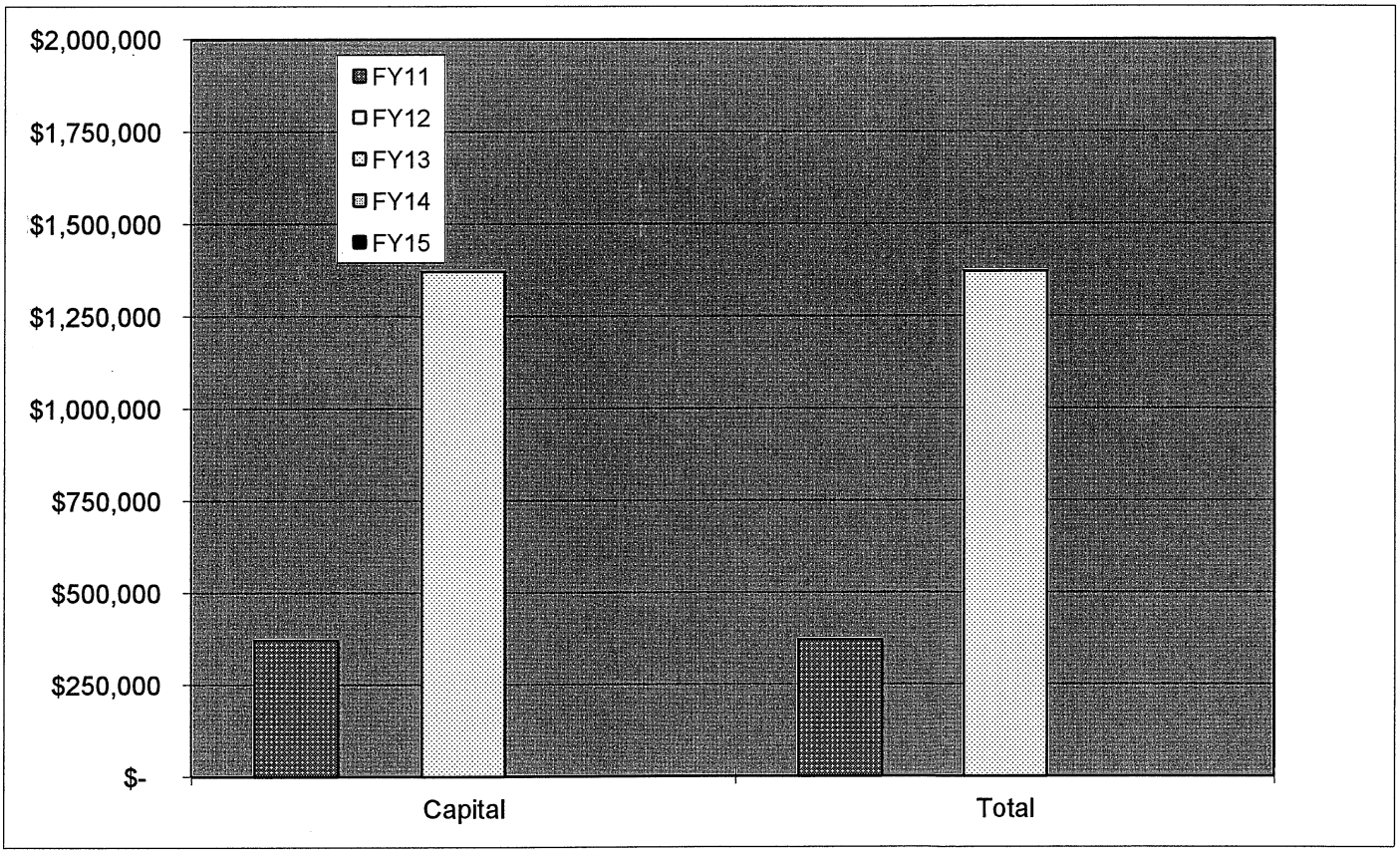

	Actual FY11	Actual FY12	Actual FY13	Amd Budget FY14	Budget FY15
Capital	$ 370,994	$ -	$ 1,369,561	$ -	$ -
Total	$ 370,994	$ -	$ 1,369,561	$ -	$ -

FY 14-15 FINAL
REVENUE BUDGET and 5 YEAR REVENUE HISTORY

COUNTY REFUSE DISPOSAL

TAX REVENUE	$	-
NON-TAX REVENUE		226,000
TOTAL REVENUES	**$**	**226,000**
Use / (Source) of Reserves		(18,455)
TOTAL RESOURCES USED	**$**	**207,545**

BASE APPROPRIATIONS	$	207,545
Conting, One-time, Bldg trans		-
TOTAL APPROPRIATIONS	**$**	**207,545**

Reserves 7/1/14	$	306,643
(Use)/Source of Reserves		18,455
Proj. Res. 6/30/15	**$**	**325,098**

TARGET RESERVE **$250,000**

RESIDENTIAL RATE:

FY15	$	15.00	Commercial properties to pay dumping fee at landfill or thru carrier fees
FY14	$	35.00	City increased landfill contract by 19.25% but BOCC left rate in place pending change in methodolgy
FY13	$	35.00	Rate increase to bring budget into balance
FY12	$	28.00	
FY11	$	28.00	Rate increase to decellerate reserve reduction rate & City landfill rate incr.
FY10	$	25.00	Rate increase to decellerate reserve reduction rate & City landfill rate incr.
FY09	$	22.00	Rate increase to decellerate reserve reduction rate
FY08	$	20.00	Rate increase to decellerate reserve reduction rate
FY07	$	18.00	
FY06	$	18.00	

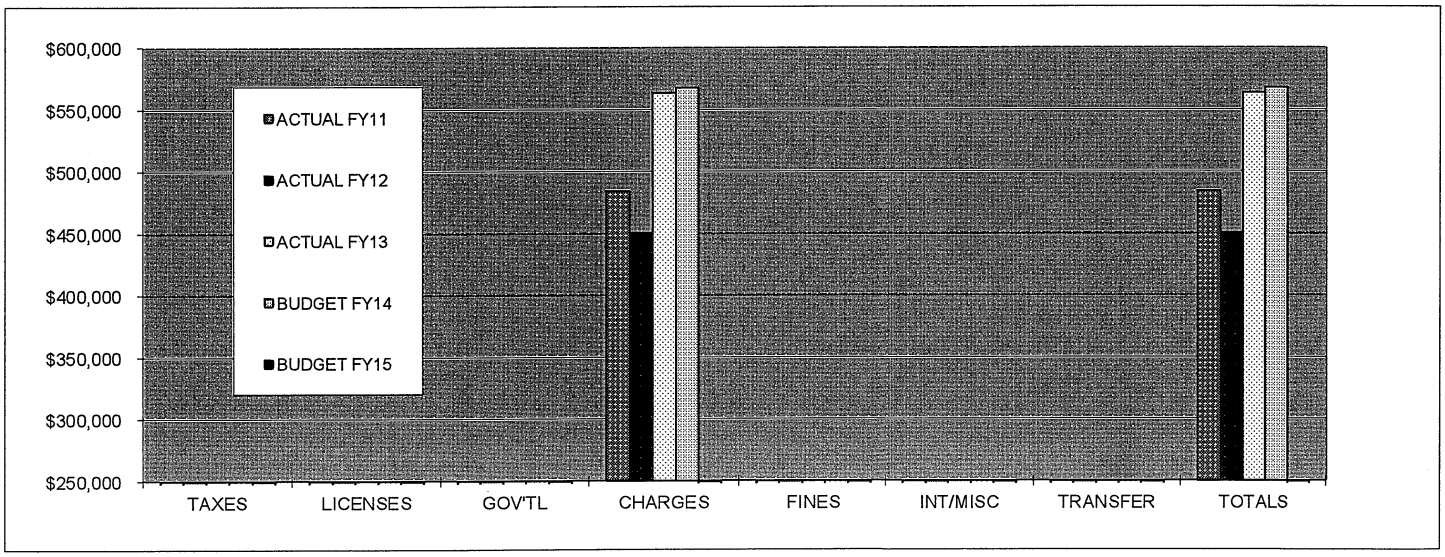

		ACTUAL FY11		ACTUAL FY12		ACTUAL FY13		BUDGET FY14		BUDGET FY15
TAXES	$	-	$	-	$	-	$	-	$	-
LICENSES	$	-	$	-	$	-	$	-	$	-
GOV'TL	$	-	$	-	$	-	$	-	$	-
CHARGES	$	484,152	$	450,630	$	563,713	$	567,777	$	226,000
FINES	$	-	$	-	$	-	$	-	$	-
INT/MISC	$	-	$	-	$	-	$	-	$	-
TRANSFER	$	-	$	-	$	-	$	-	$	-
TOTALS	**$**	**484,152**	**$**	**450,630**	**$**	**563,713**	**$**	**567,777**	**$**	**226,000**

FY 14-15 FINAL BUDGET

County Refuse Disposal Fund - Revenue Budget

Account		FY13 AMEND BUDGET	FY13 ACTUAL	FY14 ORIG BUDGET	FY14 AMEND BUDGET	FY14 ACTUAL thru 6/30/14	PROJECTED FY15
5410.000.000.363010.000	MAINTENANCE ASSESSMENTS	564,277	560,625	564,277	564,277	563,020	225,000
5410.000.000.363040.000	P & I ASSESSMENTS	3,500	3,088	3,500	3,500	2,977	1,000
		567,777	**563,713**	**567,777**	**567,777**	**565,997**	**226,000**

RESIDENTIAL RATE:

FY15	$ 15.00	Residential fee only. Commercial will pay at landfill or thru refuse hauler/carrier
FY14	$ 35.00	Board decided to leave rate the same pending potential change in assessment method
FY13	$ 35.00	Rate increase needed to cover district expenses - $100,000 shortfall in revenues to expenses in FY12
FY12	$ 28.00	
FY11	$ 28.00	Rate increase to decellerate reserve reduction rate & City landfillrate incr.- (7% for FY11)
FY10	$ 25.00	Rate increase to decellerate reserve reduction rate & City landfillrate incr.
FY09	$ 22.00	Rate increase to decellerate reserve reduction rate
FY08	$ 20.00	Rate increase to decellerate reserve reduction rate
FY07	$ 18.00	
FY06	$ 18.00	
FY05	$ 18.00	
FY04	$ 18.00	
FY03	$ 23.00	
FY02	$ 30.00	
FY01	$ 30.00	

FY 14-15 FINAL BUDGET SUMMARY and 5 YEAR HISTORY

COUNTY REFUSE DISPOSAL

This fund accounts for the fee assessed on County rural residents as a charge to use the City of Billings landfill.

In FY15 the county and the City of Billings agreed to have commercial waste either charged at the landfill or charged to a commercial haueler. Therefore, the City's access fee is now being charged only to residential properties and the fee was substantially reduced.

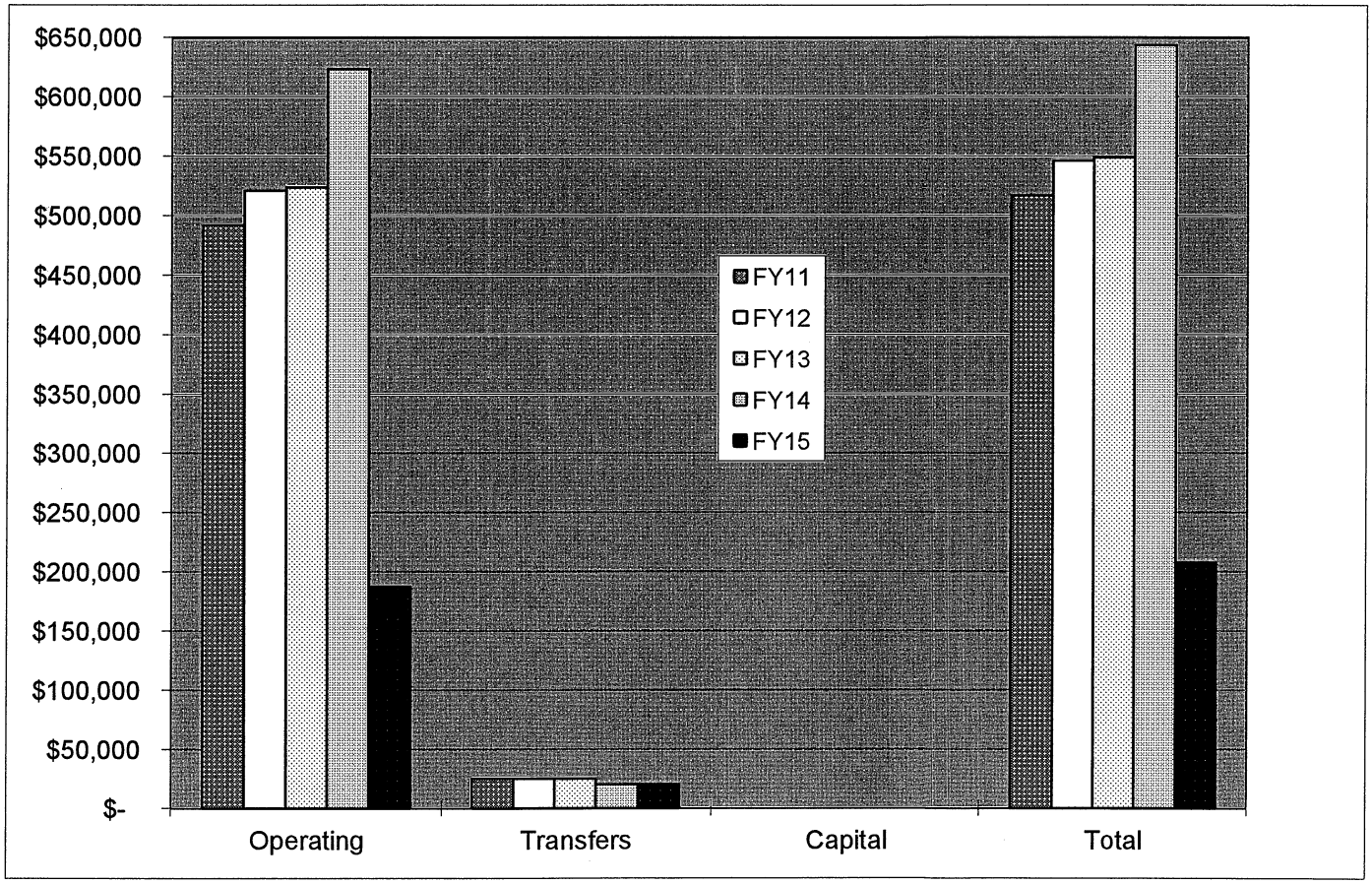

	Actual FY11	Actual FY12	Actual FY13	Amd Budget FY14	Budget FY15
Operating	$ 491,789	$ 520,832	$ 523,589	$ 623,400	$ 187,545
Transfers	$ 25,000	$ 25,000	$ 25,000	$ 20,000	$ 20,000
Capital	$ -	$ -	$ -	$ -	$ -
Total	$ 516,789	$ 545,832	$ 548,589	$ 643,400	$ 207,545

FINAL FY14-15 BUDGET

County Refuse Disposal Fund - Expenditure Budget

Account		AMENDED FY13 BUDGET	FY13 ACTUAL	BUDGET FY14 ORIG	BUDGET FY14 AMEND	thru 6/30/14 FY14 ACTUAL	APPROVED FY15	Supplemental Approved
OPERATING								
5410.000.427.430800.112	TEMP WAGES & BENEFITS							
5410.000.427.430800.190	FEES	7,200	7,900	7,200	7,200	5,200	1,800	
5410.000.427.430800.210	OFFICE SUPPLIES	250	-					
5410.000.427.430800.370	TRAVEL/MOVING	1,700	1,989	1,900	1,900	1,215	1,900	
5410.000.427.430800.395	LANDFILL CONTRACT	496,700	496,700	592,300	592,300	592,300	166,845	
5410.000.427.430800.397	FIXED CONTRACT SERVICES	20,000	17,000	20,000	20,000	18,380	15,000	
5410.000.427.430800.399	OTHER CONTRACT SERVICES-TREE CHIPPI	2,000	-	2,000	2,000	0	2,000	
5410.000.427.430800.850	EXPENDITURE CONTINGENCY							
	OPERATING TOTAL	**527,850**	**523,589**	**623,400**	**623,400**	**617,095**	**187,545**	
CAPITAL								
5410.000.427.430800.940	CAPITAL OUTLAY-EQUIPMENT	-	-	-	-	-		
	CAPITAL TOTAL	**-**	**-**	**-**	**-**	**-**	**-**	
TRANSFERS								
5410.000.427.521000.820	TRANSFER TO BLIGHT ABATEMENT	25,000	25,000	20,000	20,000	20,000	20,000	
		25,000	**25,000**	**20,000**	**20,000**	**20,000**	**20,000**	
	TOTAL	**552,850**	**548,589**	**643,400**	**643,400**	**637,095**	**207,545**	**-**

REQUESTS FOR ADDITIONAL OPERATING AND CAPITAL BUDGET OVER FY14 ORIGINAL BUDGET

ACCOUNT NUMBER	EXPLANATION			Approved				
	Increase in City Landfill contract			$ -	Increase of 19.25% from City based on tonnage update			
NOTE:								
397	BRIGHT -N -BEAUTIFUL	15,000						
399	CHRISTMAS TREE CHIPPING	2,000						

FY 14-15 FINAL
REVENUE BUDGET and 5 YEAR REVENUE HISTORY

METRA FUND

Mill levy increase is a result of 1.03% statutorily allowed inflationary adjustment for FY15

TAX REVENUE	$	1,652,216
NON-TAX REVENUE		4,031,797
TOTAL REVENUES	**$**	**5,684,013**
Use / (Source) of Reserves		229,750
TOTAL RESOURCES USED	**$**	**5,913,763**

FY 14 MILLS	**5.45**
Est. FY 15 MILLS	**5.49**
Est. Millage Change	**0.04**

BASE APPROPRIATIONS	$	5,848,763
Conting, One-time, Bldg trans		65,000
TOTAL APPROPRIATIONS	**$**	**5,913,763**

Reserves 7/1/14	$	1,561,128
(Use)/Source of Reserves		(229,750)
Proj. Res. 6/30/15	**$**	**1,331,378**

FY11 revenues down down due to arena being unavailable during most of FY11.

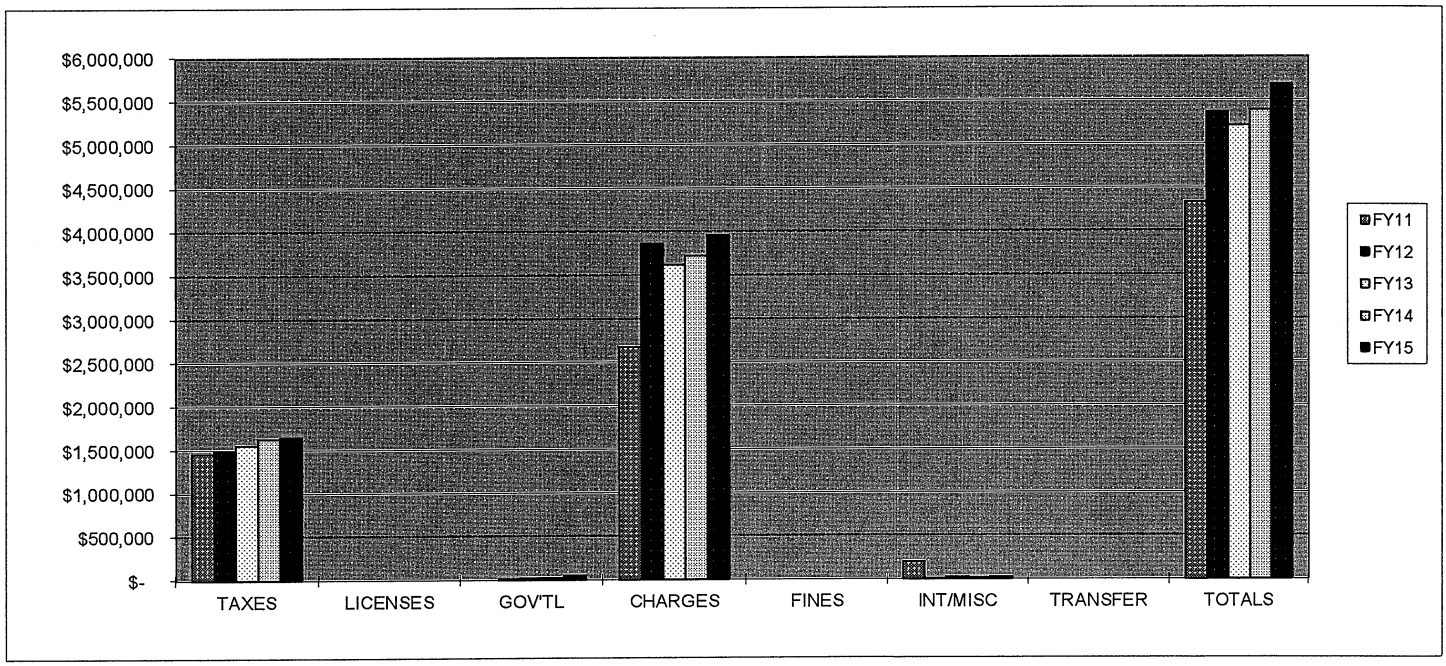

		ACTUAL FY11		ACTUAL FY12		ACTUAL FY13		BUDGET FY14		BUDGET FY15
TAXES	$	1,458,479	$	1,481,161	$	1,554,458	$	1,631,261	$	1,652,216
LICENSES	$	-	$	-	$	-	$	-	$	-
GOV'TL	$	-	$	13,461	$	19,397	$	19,979	$	50,647
CHARGES	$	2,678,443	$	3,866,740	$	3,619,787	$	3,724,500	$	3,959,150
FINES	$	-	$	-	$	-	$	-	$	-
INT/MISC	$	193,660	$	3,408	$	18,570	$	14,000	$	22,000
TRANSFER	$	-	$	-	$	-	$	-	$	-
TOTALS	**$**	**4,330,582**	**$**	**5,364,770**	**$**	**5,212,212**	**$**	**5,389,740**	**$**	**5,684,013**

FY 14-15 FINAL BUDGET

METRA Fund- Revenue Budget

Account		FY13 AMEND BUDGET	FY13 ACTUAL		FY14 ORIG BUDGET	FY14 AMEND BUDGET	FY14 ACTUAL thru 6/30/14		PROJECTED FY15
5810.000.000.311010.000	REAL PROPERTY TAXES	1,523,589	1,500,320		1,580,511	1,580,511	1,592,673		1,614,966
5810.000.000.311020.000	PERSONAL PROPERTY TAXES	35,000	38,477		35,000	35,000	21,715		21,500
5810.000.000.311021.000	MOBILE HOME TAXES	11,000	10,337		10,400	10,400	10,408		10,400
5810.000.000.311030.000	MOTOR VEHICLE TAX > 1 TON	3,000	2,827		2,750	2,750	2,432		2,750
5810.000.000.312000.000	P & I DELIQUENT TAXES	2,600	2,497		2,600	2,600	2,024		2,600
5810.000.000.335221.000	SB96 PERSONAL PROP. REIMB	0	0		0	0	20,191		29,720
5810.000.000.335231.000	SB372 PERSONAL PROP. REIMB	19,397	19,397		0	0	0		0
5810.000.000.335240.000	HB124 ENTITLEMENT	0	0		19,979	19,979	19,979		20,927
5810.000.000.346006.000	SKYBOX LEASE	105,250	112,513		116,600	116,600	118,450		116,600
5810.000.000.346007.000	GROUNDS USE FEES	50,657	58,131		58,000	58,000	56,861		48,000
5810.000.000.346008.000	PAVILLION USE FEES	56,235	71,802		59,000	59,000	88,078		100,500
5810.000.000.346009.000	EXPO USE FEES	171,000	170,387		197,000	197,000	202,051		191,000
5810.000.000.346010.000	ARENA USE FEES	249,272	242,603		250,000	250,000	226,916		275,000
5810.000.000.346011.000	EQUIP RENTAL	11,300	9,080		9,800	9,800	12,235		14,000
5810.000.000.346012.000	USER SERVICES	283,979	275,113		240,000	240,000	300,676		240,000
5810.000.000.346013.000	CONCESSIONS	530,732	439,603		440,000	440,000	441,038		508,000
5810.000.000.346015.000	SKYBOX FOOD	3,330	3,282		3,300	3,300	2,736		2,000
5810.000.000.346016.000 /	METRA - CATERING				0	0	5,480		2,500
5810.000.000.346017.000	OUTSIDE CATERING %	1,500	748		800	800	836		1,000
5810.000.000.346018.000	CONCESSIONS: OUTSIDE CONTRACTORS	65,176	68,348		65,000	65,000	83,886		85,000
5810.000.000.346019.000	EVENT SPONSORSHIPS	0	9,600		7,000	7,000	11,900		9,000
5810.000.000.346021.000	TICKET OUTLET COMMISSION	7,500	11,534		9,000	9,000	18,060		10,000
5810.000.000.346022.000	T-SHIRT / SOUVENIRS SALES	55,150	47,112		42,000	42,000	22,422		45,000
5810.000.000.346024.000	INTERNET TICKET FEE	65,000	41,621		40,000	40,000	56,229		40,000
5810.000.000.346026.000	METRA - RED CARPET PROMOTIONS	30,000	32,000		30,000	30,000	31,100		30,000
5810.000.000.346090.000	PARKING FEES NORTH LOT	0	0		25,000	25,000	12,260		25,000
5810.000.000.346201.000	BEER SALES - CO-PROMOTE -B. EXCH	0	0		0	0	7,036		34,000
5810.000.000.346202.000	BEER & LIQOUR CONCESSIONS	154,326	105,996		100,000	100,000	76,421		150,000
5810.000.000.346203.000	BEER SALES - CO-PROMOTE -D. EXCH	0	0		0	0	0		16,000
5810.000.000.346204.000	REGULAR GATE ADMISSIONS	475,000	483,356		480,000	480,000	479,863		463,400
5810.000.000.346207.000	NIGHT SHOW TICKETS	520,000	431,191		530,000	557,000	566,648		532,200
5810.000.000.346240.000	FAIR: CONCESSIONS	70,000	68,066		70,000	70,000	79,878		85,250
5810.000.000.346241.000	FAIR: CONCESSIONS CONTRACTORS	2,000	2,002		2,000	2,000	1,896		2,500
5810.000.000.346242.000	FAIR: NOVELTY	14,000	8,510		8,500	8,500	9,214		8,300
5810.000.000.346243.000	FAIR: BEER & LIQUOR	55,000	48,839		50,000	50,000	60,328		54,500
5810.000.000.346251.000	PARK - MIDWAY MALL	70,000	87,822		85,000	85,000	82,799		75,600
5810.000.000.346252.000	MIDWAY NONFOOD	11,000	12,429		12,000	12,000	12,830		14,800
5810.000.000.346253.000	MIDWAY FOOD	167,000	173,676		175,000	175,000	184,622		172,000
5810.000.000.346256.000	FAIR SPONSORSHIPS	95,000	99,418		90,000	90,000	83,864		85,000
5810.000.000.346258.000	CARNIVAL PERCENTAGE	370,000	406,585		405,000	405,000	410,347		425,000
5810.000.000.346259.000	SIGN INCOME	80,000	80,432		80,000	80,000	80,000		80,000
5810.000.000.346260.000	SHEEP ENTRY FEES	15,000	17,988		17,500	17,500	18,378		18,000
5810.000.000.369000.000	METRA - OTHER INCOME	13,000	3,925		14,000	14,000	24,193		22,000
5810.000.000.382030.000	SALE OF FIXED ASSETS	0	14,645		0	0	0		0
TOTAL		**5,391,993**	**5,212,212**		**5,362,740**	**5,389,740**	**5,538,951**		**5,684,013**

FY 14-15 FINAL BUDGET SUMMARY and 5 YEAR HISTORY

METRA / FAIR FUND

This department operates the County's multi-purpose recreational arena, buildings, and grounds. Facilties include a 10,000 seat arena, 6000 seat grandstand, and two large convention halls. This fund account for operational expenses, while the Metra CIP fund accounts for funds dedicated for capital replacement and maintenance and debt serv

FY15 FTEs	FY14 FTEs	FY13 FTEs	FY12 FTEs
34.25	33.25	32.75	33.25

Numbers below presented on a cash basis, although the audited financial statement numbers are shown on a full accrual basis (GAAP).

Expenses down in FY11 due to interuption of normal events from arena reconstruction

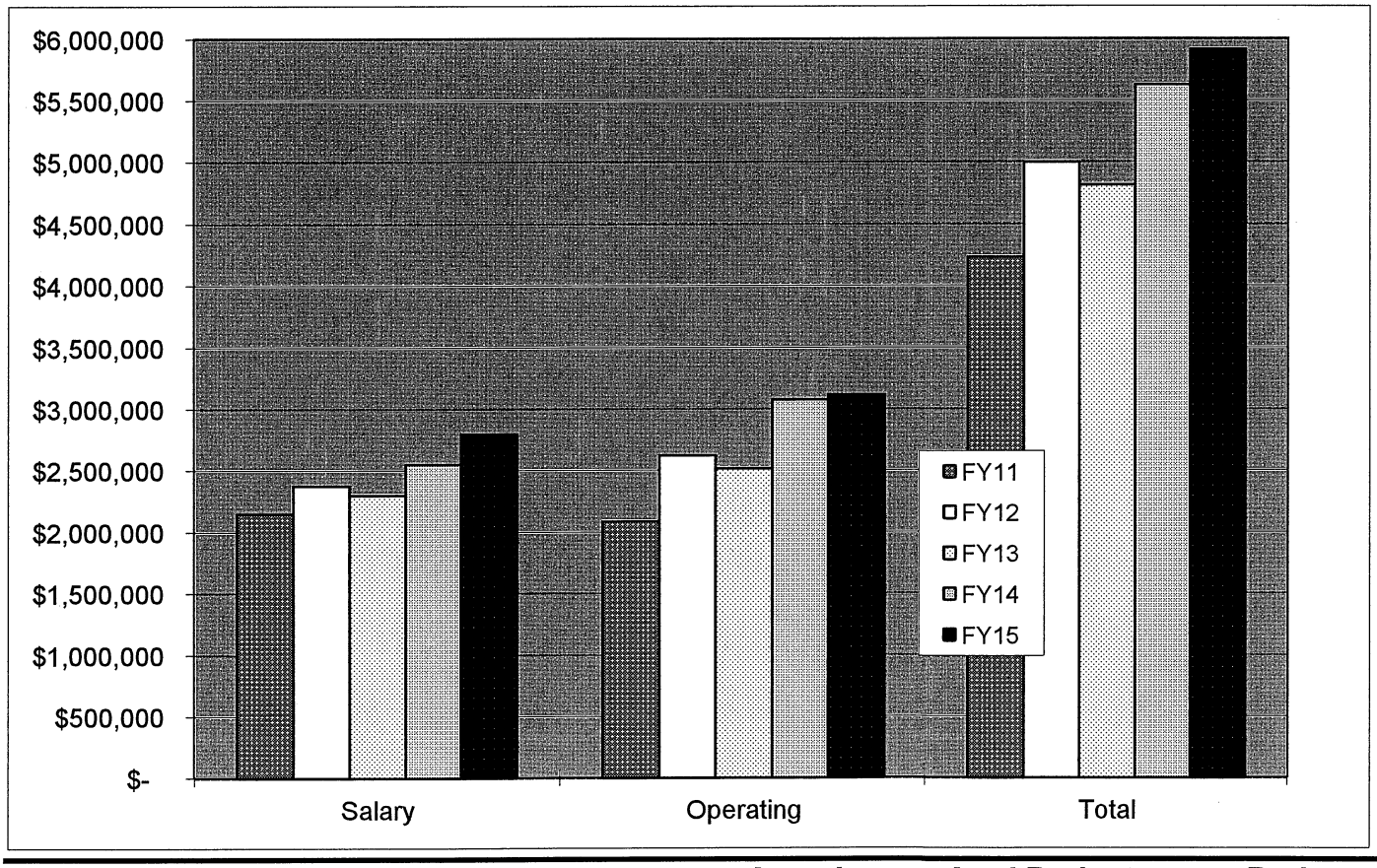

	Actual FY11	Actual FY12	Actual FY13	Amd Budget FY14	Budget FY15
Salary	$ 2,149,324	$ 2,377,151	$ 2,297,563	$ 2,551,040	$ 2,799,073
Operating	$ 2,081,315	$ 2,621,536	$ 2,517,070	$ 3,076,035	$ 3,114,690
Total	$ 4,230,639	$ 4,998,687	$ 4,814,633	$ 5,627,075	$ 5,913,763

FINAL FY14-15 BUDGET

ALL SALARY NUMBERS ARE FOR BUDGETING PURPOSES ONLY

METRA - FTE RECAP

	FY15 FTE's	FY14 FTE's	FY13 FTE's	FY12 FTE's	FY15 SALARY	0.55% UNEM.	WORK COMP	HEALTH INSUR.	7.65% FICA	LIFE INSUR.	Long-term Disability	8.170% PERS	TOTAL SALARY & BENEFITS
ADMINISTRATION	4.00	4.00	4.00	3.75	218,598	1,202	1,873	35,280	16,723	393	546	17,859	292,475
FACILITIES	18.0	18.0	18.0	18.0	863,741	4,751	39,065	158,760	66,076	1,962	2,159	70,568	1,207,082
CONCESSIONS	3.5	2.50	2.0	2.0	149,270	821	8,184	30,870	11,419	346	373	12,195	213,478
ENTERTAINMENT	0.0	0.0	0.0	0.0	0	0	0	0	0	0	0	0	0
MARKETING	2.0	2.0	2.0	2.0	112,706	620	736	17,640	8,622	229	282	9,208	150,043
ADMISSIONS	4.75	4.75	4.75	4.75	217,729	1,198	8,121	39,690	16,656	448	544	17,788	302,174
ACCOUNTING	2.00	2.00	2.00	2.75	104,295	574	681	17,640	7,979	235	261	8,521	140,184
OVERTIME -ALL DEPARTMENTS					120,000	660	4,774	0	9,180	0	0	6,209	140,824
CLOTHING ALLOWANCE					0	0	0	0	0	0	0	0	0
TEMP WAGES -ALL DEPARTMENTS					309,000	1,700	18,476	0	23,639	0	0	0	352,814
TOTAL METRA	34.25	33.25	32.75	33.25	2,095,338	11,524	81,911	299,880	160,293	3,612	4,166	142,349	2,799,073
													2,799,073
													0

FINAL FY14-15 BUDGET

METRA Fund - Administration - Expenditure Budget

Account		AMENDED FY13 BUDGET	FY13 ACTUAL	BUDGET FY14 ORIG	BUDGET FY14 AMEND	thru 6/30/14 FY14 ACTUAL	APPROVED FY15	Supplemental Approved
PERSONNEL								
5810.000.551.460442.111	SALARIES/PERM	205,025	205,017	211,552	211,552	212,036	218,598	
5810.000.551.460442.120	OVERTIME	5,000	5,160	5,000	5,000	5,492	5,000	
5810.000.551.460442.130	TERMINATION PAY			0	0	-18,233		
5810.000.551.460442.141	UNEMPLOYMENT COMPENSATION	735	748	758	975	992	1,230	
5810.000.551.460442.142	WORKER'S COMPENSATION	2,276	2,139	2,025	2,025	1,836	1,895	
5810.000.551.460442.143	GROUP HEALTH INSURANCE	32,532	32,400	33,360	33,143	31,970	35,280	
5810.000.551.460442.144	SOCIAL SECURITY	16,067	15,503	16,566	16,566	16,104	17,105	
5810.000.551.460442.147	LONG TERM DISABILITY	513	497	529	529	520	546	
5810.000.551.460442.153	LIFE INSURANCE	374	364	383	383	411	393	
5810.000.551.460442.156	PUBLIC EMPLOYEE RETIRE	14,849	14,942	17,476	17,476	17,563	18,268	
	PERSONNEL TOTAL	**277,371**	**276,770**	**287,649**	**287,649**	**268,691**	**298,315**	
OPERATING								
5810.000.551.460442.210	OFFICE SUPPLIES	9,000	6,868	8,000	8,000	6,321	8,000	
5810.000.551.460442.220	OPERATING SUPPLIES	500	2,203	5,000	5,000	1,928	4,000	
5810.000.551.460442.231	GAS-OIL-GREASE-ETC	2,500	2,703	2,500	2,500	2,760	2,500	
5810.000.551.460442.256	FOOD - DEPT & BOARD USE	3,000	2,698	3,000	3,000	2,674	3,000	
5810.000.551.460442.311	POSTAGE	4,000	4,849	5,000	5,000	5,990	6,000	
5810.000.551.460442.330	MEMBERSHIP & DUES	2,000	3,623	2,000	2,000	3,861	3,000	1,500
5810.000.551.460442.337	PUBLICITY/ADVERTISING	500	0	500	500	1,091	500	
5810.000.551.460442.345	PHONE & LONG DISTANCE	4,675	3,907	4,300	4,300	2,671	3,500	
5810.000.551.460442.368	SOFTWARE/HARDWARE MAINT	3,400	2,629	3,000	3,000	516	2,000	
5810.000.551.460442.370	TRAVEL	15,295	15,104	52,955	52,955	36,520	52,955	5,940
5810.000.551.460442.380	TRAINING	500	831	5,000	5,000	4,595	5,000	
5810.000.551.460442.530	RENT/LEASE: MAIL MACHINE	2,500	2,460	2,500	2,500	2,460	2,500	
	OPERATING TOTAL	**47,870**	**47,875**	**93,755**	**93,755**	**71,387**	**92,955**	
	TOTAL	**325,241**	**324,645**	**381,404**	**381,404**	**340,078**	**391,270**	**7,440**

REQUESTS FOR ADDITIONAL OPERATING AND CAPITAL BUDGET OVER FY14 ORIGINAL BUDGET

ACCOUNT NUMBER	EXPLANATION	AMOUNT Requested
5810.000.551.460442.330	memberships for Kelly, Sam, Mkt director	$ 1,500
5810.000.551.460442.370	added travel for Kelly and Sam and New Marketing Director ,	
	safety training maint workers /serve safe training concessions/ pos system training concessions	$ 5,940
		$ 7,440

REQUESTS FOR CHANGES IN PERSONNEL FROM FY14

POSITION	EXPLANATION FOR FTE, OVERTIME, OR TEMP SALARY CHANGE

FINAL FY14-15 BUDGET

ALL SALARY NUMBERS ARE FOR BUDGETING PURPOSES ONLY

DEPT. 551

METRA - ADMINISTRATION

Position Title	7/01/14 Grade	CLASS WORK COMP	Union Status	FY15 FTE's	FY14 FTE's	FY13 FTE's	FY12 FTE's	FY15 SALARY	0.55% UNEM.	WORK COMP	HEALTH INSUR.	7.65% FICA	LIFE INSUR.	Long-term Disability	8.170% PERS	TOTAL SALARY & BENEFITS
General Manager	M	8743	None	1.0	1.0	1.0	1.0	104,964	577	685	8,820	8,030	120	262	8,576	132,034
Admin. Coordinator	E	8810	None	1.0	1.0	1.0	1.0	45,922	253	560	8,820	3,513	110	115	3,752	63,045
Admin. Coordinator	E	8743	None	1.0	1.0	1.0	0.75	35,083	193	229	8,820	2,684	84	88	2,866	50,047
Senior Secretary	D	8810	None	1.0	1.0	1.0	1.0	32,629	179	398	8,820	2,496	78	82	2,666	47,348
Past FTEs				0.0	0.0	0.0	0.0									
Contingency		8743						0	0	0	0	0	0	0	0	0
SUBTOTAL								218,598	1,202	1,873	35,280	16,723	393	546	17,859	292,475
Temp Salaries		8743						0	0	0	0	0	0	0	0	0
Overtime		8743						5,000	28	22	0	383	0	0	409	5,840
TOTALS - METRA ADMINISTRATION				4.00	4.00	4.00	3.75	223,598	1,230	1,895	35,280	17,105	393	546	18,268	298,315

FINAL FY14-15 BUDGET

METRA Fund - Facilities - Expenditure Budget

Account		AMENDED FY13 BUDGET	FY13 ACTUAL	BUDGET FY14 ORIG	BUDGET FY14 AMEND	thru 6/30/14 FY14 ACTUAL	APPROVED FY15	Supplemental Approved
PERSONNEL								
5810.000.552.460442.111	SALARIES/PERM	820,576	822,146	841,559	838,659	838,634	863,741	
5810.000.552.460442.112	SALARIES/TEMP	5,000	764	5,000	1,900	1,900	5,000	
5810.000.552.460442.120	OVERTIME	65,000	67,245	65,000	65,000	65,376	65,000	
5810.000.552.460442.141	UNEMPLOYMENT COMPENSATION	3,117	3,154	3,190	4,102	4,114	5,136	
5810.000.552.460442.142	WORKER'S COMPENSATION	41,909	41,649	44,004	44,004	43,272	41,715	
5810.000.552.460442.143	GROUP HEALTH INSURANCE	146,392	140,932	150,120	141,858	141,858	158,760	
5810.000.552.460442.144	SOCIAL SECURITY	68,129	65,866	69,734	69,734	67,411	71,431	
5810.000.552.460442.147	LONG TERM DISABILITY	2,051	1,968	2,104	2,104	2,074	2,159	
5810.000.552.460442.153	LIFE INSURANCE	1,916	1,832	1,933	1,933	2,051	1,962	
5810.000.552.460442.156	PUBLIC EMPLOYEE RETIRE	62,610	63,200	73,159	73,159	72,988	75,878	
	PERSONNEL TOTAL	**1,216,700**	**1,208,756**	**1,255,803**	**1,242,453**	**1,239,678**	**1,290,782**	
OPERATING								
5810.000.552.460442.220	OPERATING SUPPLIES	45,000	46,531	45,000	45,000	37,536	45,000	
5810.000.552.460442.224	JANITORIAL SUPPLIES	32,000	39,264	37,000	37,000	29,348	37,000	
5810.000.552.460442.230	REPAIR & MAINT SUPPLIES	25,000	12,418	25,000	25,000	21,737	25,000	
5810.000.552.460442.231	GAS-OIL-GREASE-ETC	30,000	31,187	30,000	35,700	52,383	35,000	5,000
5810.000.552.460442.256	FOOD DEPT - USE	500	475	500	500	289	500	
5810.000.552.460442.337	ADVERTISING	500	2,618	500	500	586	500	
5810.000.552.460442.341	ELECTRICITY	300,000	264,641	300,000	300,000	279,292	300,000	
5810.000.552.460442.342	WATER	61,000	66,303	65,000	65,000	63,925	65,000	
5810.000.552.460442.344	NATURAL GAS	80,000	66,504	70,000	83,350	108,274	80,000	
5810.000.552.460442.345	TELEPHONE & LONG DISTANCE	15,000	15,635	20,000	28,600	24,005	26,000	
5810.000.552.460442.346	GARBAGE	25,000	24,310	25,000	25,000	28,966	29,000	
5810.000.552.460442.361	VEHICLE REPAIRS	35,000	16,797	20,000	20,000	12,954	19,150	
5810.000.552.460442.365	GROUND MAINT	32,000	20,093	25,000	25,000	19,943	25,000	
5810.000.552.460442.367	JANITORIAL SERV-ADMIN- STARPLEX	8,000	8,109	10,000	10,000	7,945	10,000	
5810.000.552.460442.369	BUILDING REPAIRS	25,000	22,812	25,000	33,500	35,259	30,000	
5810.000.552.460442.370	TRAVEL	15,760	11,952				-	
5810.000.552.460442.398	CONTRACT SERVICE - LABOR READY	30,000	17,415	30,000	30,000	29,762	30,000	
5810.000.552.460442.530	RENT/LEASE	1,000	0	0	0	0	-	
5810.000.552.460442.533	EQUIPMENT RENTAL	3,500	4,262	3,500	18,200	14,175	5,000	
5810.000.552.460442.540	SPECIAL ASSESSMENTS	7,500	12,847	13,000	13,000	6,475	6,600	
	OPERATING TOTAL	**771,760**	**684,173**	**744,500**	**795,350**	**772,854**	**768,750**	
TRANSFERS								
5810.000.552.521000.820	TRANSFER TO FUND 5811	-	-				-	
	TOTAL	**1,988,460**	**1,892,929**	**2,000,303**	**2,037,803**	**2,012,532**	**2,059,532**	**5,000**

REQUESTS FOR ADDITIONAL OPERATING AND CAPITAL BUDGET OVER FY14 ORIGINAL BUDGET

ACCOUNT NUMBER	EXPLANATION	AMOUNT Requested	AMOUNT in Prel. Budget
	Snow removal on lots	5,000	5,000
		21,500	**5,000**

REQUESTS FOR CHANGES IN PERSONNEL FROM FY14

POSITION	EXPLANATION FOR FTE, OVERTIME, OR TEMP SALARY CHANGE

FINAL FY14-15 BUDGET

ALL SALARY NUMBERS ARE FOR BUDGETING PURPOSES ONLY

DEPT. 552

METRA - FACILITIES

Position Title	7/01/14 Grade	CLASS WORK COMP	Union Status	FY15 FTE's	FY14 FTE's	FY13 FTE's	FY12 FTE's	FY15 SALARY	0.55% UNEM.	WORK COMP	HEALTH INSUR.	7.65% FICA	LIFE INSUR.	Long-term Disability	8.170% PERS	TOTAL SALARY & BENEFITS
Event Maint. Worker	E	9410	Team-Metra	1.0	1.0	1.0	1.0	48,215	265	2,644	8,820	3,688	116	121	3,939	67,808
Event Maint. Worker	E	9410	Team-Metra	1.0	1.0	1.0	1.0	37,320	205	2,046	8,820	2,855	90	93	3,049	54,478
Events Coordinator	G	8743	None	1.0	1.0	1.0	1.0	46,482	256	304	8,820	3,556	112	116	3,798	63,442
Event Maint. Foreperson	F	9410	Team-Metra	1.0	1.0	1.0	1.0	52,851	291	2,898	8,820	4,043	120	132	4,318	73,473
Bldg Engineer Asst	F	9410	Team-Metra	1.0	1.0	1.0	1.0	41,416	228	2,271	8,820	3,168	99	104	3,384	59,490
Event Maint. Worker	E	9410	Team-Metra	1.0	1.0	1.0	1.0	37,673	207	2,066	8,820	2,882	90	94	3,078	54,910
Event Maint. Worker	E	9410	Team-Metra	1.0	1.0	1.0	1.0	48,215	265	2,644	8,820	3,688	116	121	3,939	67,808
Event Maint. Worker	E	9410	Team-Metra	1.0	1.0	1.0	1.0	48,315	266	2,649	8,820	3,696	116	121	3,947	67,930
Event Maint. Worker	E	9410	Team-Metra	1.0	1.0	1.0	1.0	42,438	233	2,327	8,820	3,247	102	106	3,467	60,740
Event Maint. Worker	E	9410	Team-Metra	1.0	1.0	1.0	1.0	37,673	207	2,066	8,820	2,882	90	94	3,078	54,910
Event Maint. Foreperson	F	9410	Team-Metra	1.0	1.0	1.0	1.0	54,151	298	2,969	8,820	4,143	120	135	4,424	75,060
Event Maint. Worker	E	9410	Team-Metra	1.0	1.0	1.0	1.0	45,071	248	2,471	8,820	3,448	108	113	3,682	63,961
Metra Building Engineer	G	9410	Team-Metra	1.0	1.0	1.0	1.0	64,144	353	3,517	8,820	4,907	120	160	5,241	87,262
Operations Director	J	8743	None	1.0	1.0	1.0	1.0	72,415	398	473	8,820	5,540	120	181	5,916	93,863
Event Maint. Worker	E	9410	Team-Metra	1.0	1.0	1.0	1.0	37,320	205	2,046	8,820	2,855	90	93	3,049	54,478
Event Maint. Worker	E	9410	Team-Metra	1.0	1.0	1.0	1.0	48,015	264	2,633	8,820	3,673	115	120	3,923	67,563
Event Maint. Worker	E	9410	Team-Metra	1.0	1.0	1.0	1.0	49,215	271	2,698	8,820	3,765	118	123	4,021	69,031
Events Coordinator	G	8743	None	1.0	1.0	1.0	1.0	52,812	290	345	8,820	4,040	120	132	4,315	70,874
Contingency		9410						0	0	0	0	0	0	0	0	0
PAST FTEs				0.0	0.0	0.0	0.0									
SUBTOTAL								863,741	4,751	39,065	158,760	66,076	1,962	2,159	70,568	1,207,082
Temp. Wages		9410						5,000	28	274	0	383	0	0	0	5,684
Clothing Allowance		9410						0	0	0	0	0	0	0	0	0
Overtime		9410						65,000	358	2,376	0	4,973	0	0	5,311	78,016
TOTALS -METRA MAINTENANCE				18.0	18.0	18.0	18.0	933,741	5,136	41,715	158,760	71,431	1,962	2,159	75,878	1,290,782

FINAL FY14-15 BUDGET

METRA Fund - Concessions - Expenditure Budget

Account		AMENDED FY13 BUDGET	FY13 ACTUAL	BUDGET FY14 ORIG	BUDGET FY14 AMEND	thru 6/30/14 FY14 ACTUAL	APPROVED FY15	Supplemental Approved
PERSONNEL								
5810.000.553.460442.111	SALARIES/PERM	73,478	72,056	96,788	117,788	108,941	149,270	
5810.000.553.460442.112	SALARIES/TEMP	155,000	131,880	112,500	112,500	115,569	112,500	5,500
5810.000.553.460442.120	OVERTIME	21,000	17,269	18,000	18,000	14,873	18,000	
5810.000.553.460442.141	UNEMPLOYMENT COMPENSATION	873	781	796	1,023	1,084	1,539	
5810.000.553.460442.142	WORKER'S COMPENSATION	13,821	8,218	12,674	12,674	8,724	15,011	
5810.000.553.460442.143	GROUP HEALTH INSURANCE	16,266	16,200	20,850	20,623	19,113	30,870	
5810.000.553.460442.144	SOCIAL SECURITY	19,085	16,885	17,388	17,388	18,280	21,402	
5810.000.553.460442.147	LONG TERM DISABILITY	184	183	242	242	258	373	
5810.000.553.460442.153	LIFE INSURANCE	176	175	232	232	265	346	
5810.000.553.460442.156	PUBLIC EMPLOYEE RETIRE	5,195	7,673	7,811	7,811	11,083	12,195	
	PERSONNEL TOTAL	**305,078**	**271,320**	**287,281**	**308,281**	**298,190**	**361,505**	
OPERATING								
5810.000.553.460442.220	OPERATING SUPPLIES	10,500	11,610	16,500	16,500	15,165	13,500	
5810.000.553.460442.223	FOOD	193,000	144,606	152,000	152,000	134,868	154,000	
5810.000.553.460442.228	FOOD - CATERING	-	2,982	3,000	3,000	5,874	4,000	
5810.000.553.460442.231	CONCESSIONS: GAS-OIL-GREASE-ETC	500	411	500	500	435	500	
5810.000.553.460442.256	FOOD - INTERNAL USAGE	500	468	500	500	576	500	
5810.000.553.460442.337	PUBLICITY/ADVERTISING	0	0	0	0	449	500	
5810.000.553.460442.345	PHONE & LONG DISTANCE	1,800	2,385	2,400	2,400	2,663	2,900	
5810.000.553.460442.362	MAINT & REPAIRS	3,000	2,468	3,000	3,000	2,307	4,000	
5810.000.553.460442.370	TRAVEL	3,000	1,751	0	0	0		
5810.000.553.460442.380	TRAINING	500	0	0	0	0		
5810.000.553.460442.398	CONTRACT SERVICE: CLEANING, SECURITY	8,000	4,182	8,000	8,000	5,536	8,000	
5810.000.553.460442.399	OTHER CONTRACT - POS support	12,625	0	12,625	12,625	6,344	5,000	
5810.000.553.460442.530	RENT/LEASE							
	OPERATING TOTAL	**233,425**	**170,863**	**198,525**	**198,525**	**174,217**	**192,900**	
	TOTAL	**538,503**	**442,183**	**485,806**	**506,806**	**472,407**	**554,405**	**5,500**

REQUESTS FOR ADDITIONAL OPERATING AND CAPITAL BUDGET OVER FY14 ORIGINAL BUDGET

ACCOUNT NUMBER	EXPLANATION		AMOUNT REQUESTED	AMOUNT in Prel. Budget			

REQUESTS FOR CHANGES IN PERSONNEL FROM FY14

POSITION	EXPLANATION FOR FTE, OVERTIME, OR TEMP SALARY CHANGE						
5810.000.553.460442.112	RAISES FOR SOME TEMP EMPLOYEES		5,500				

FINAL FY14-15 BUDGET

ALL SALARY NUMBERS ARE FOR BUDGETING PURPOSES ONLY

DEPT. 553

METRA - CONCESSIONS

Position Title	7/01/14 Grade	CLASS WORK COMP	Union Status	FY15 FTE's	FY14 FTE's	FY13 FTE's	FY12 FTE's	FY15 SALARY	0.55% UNEM.	WORK COMP	HEALTH INSUR.	7.65% FICA	LIFE INSUR.	Long-term Disability	8.170% PERS	TOTAL SALARY & BENEFITS
Food Services Coord	F	9410	None	1.0	1.0	1.0	1.0	40,010	220	2,194	8,820	3,061	96	100	3,269	57,769
Food Services Manager	H	9410	None	1.0	0.0	0.0	0.0	55,290	304	3,032	8,820	4,230	120	138	4,517	76,451
Food Services Coord	F	9410	None	1.0	1.0	1.0	1.0	40,010	220	2,194	8,820	3,061	96	100	3,269	57,769
Catering Assistant	C	9410	None	0.5	0.5	0.0	0.0	13,960	77	765	4,410	1,068	34	35	1,140	21,488
Past FTEs		9410	None	0.0	0.0	0.0	0.0	0	0	0	0	0	0	0	0	0
Contingency		8743						0	0	0	0	0	0	0	0	0
SUBTOTAL								149,270	821	8,184	30,870	11,419	346	373	12,195	213,478
Temp. Wages - Concession workers		9410						112,500	619	6,168	0	8,606	0	0	0	127,893
Overtime		9410						18,000	99	658	0	1,377	0	0	0	20,134
TOTALS - CONCESSIONS				3.50	2.50	2.00	2.00	279,770	1,539	15,011	30,870	21,402	346	373	12,195	361,505

FINAL FY14-15 BUDGET

METRA Fund - Entertainment / Nondepartmental - Expenditure Budget

Account		AMENDED FY13 BUDGET	FY13 ACTUAL	BUDGET FY14 ORIG	BUDGET FY14 AMEND	thru 6/30/14 FY14 ACTUAL	APPROVED FY15	Supplemental Approved
PERSONNEL								
5810.000.554.460442.111	SALARIES/PERM						-	
5810.000.554.460442.112	SALARIES/TEMP: NOVELTY SALES	15,000	7,890	8,000	8,000	10,162	8,000	2,000
5810.000.554.460442.120	OVERTIME			0	0	521	-	
5810.000.554.460442.141	UNEMPLOYMENT COMPENSATION	53	30	28	28	43	44	
5810.000.554.460442.142	WORKER'S COMPENSATION	855	432	472	472	627	439	
5810.000.554.460442.143	GROUP HEALTH INSURANCE						-	
5810.000.554.460442.144	SOCIAL SECURITY	1,148	333	612	612	934	612	
5810.000.554.460442.147	LONG TERM DISABILITY						-	
5810.000.554.460442.153	LIFE INSURANCE						-	
5810.000.554.460442.156	PUBLIC EMPLOYEE RETIRE	0	158	0	0	33	-	
	PERSONNEL TOTAL	**17,056**	**8,843**	**9,112**	**9,112**	**12,320**	**9,095**	
OPERATING								
5810.000.554.460442.220	OPERATING SUPPLIES	25,000	20,634	25,000	25,000	21,783	25,000	
5810.000.554.460442.231	GASOLINE & OIL		121	150	150	0	150	
5810.000.554.460442.256	FOOD: Red Carpet, Adv Board	4,500	2,006	2,000	2,000	751	2,000	1,000
5810.000.554.460442.345	PHONE		-	3,500	3,500	3,067	3,500	
5810.000.554.460442.357	OTHER PROF. SERV - EVENT PROMO		86					
5810.000.554.460442.367	JANITORIAL SERVICES - STARPLEX	225,000	186,657	200,000	185,000	181,073	200,000	
5810.000.554.460442.370	TRAVEL	-	187	250	250	86	250	
5810.000.554.460442.380	TRAINING -	3,000	1,070					
5810.000.554.460442.398	CONTRACT - LABOR READY/SECURITY	180,000	151,084	155,000	170,000	158,528	155,000	10,000
5810.000.554.460442.510	INSURANCE	1,000	1,910	1,500	1,500	1,220	1,500	
5810.000.554.460442.533	EVENT EQ. RENTAL (lifts, Generators, etc)	10,000	2,324	7,500	7,500	3,057	7,500	
5810.000.554.460442.815	BAD DEBT EXPENSE							
5810.000.554.460442.851	CONTINGENCY - PROTEST TAXES	144,500	0	122,000	122,000	0	65,000	
NORTH PARKING LOT								
5810.000.554.460443.220	OPERATING SUPPLIES			7,500	7,500	2,315	7,500	
5810.000.554.460443.398	CONTRACTS: SECURITY / ATTENDENTS			42,500	42,500	5,200	42,500	
CO-PROMOTE:								
5810.000.554.460444.398	CONTRACTS: EVENT PROMOTION - BEER SALES						50,000	
	OPERATING TOTAL	**593,000**	**366,079**	**566,900**	**566,900**	**377,080**	**559,900**	
CAPITAL								
5810.000.554.460442.940	EQUIPMENT	-	-	-	-	-	-	-
	TOTAL	**610,056**	**374,922**	**576,012**	**576,012**	**389,400**	**568,995**	**13,000**

REQUESTS FOR ADDITIONAL OPERATING AND CAPITAL BUDGET OVER FY14 ORIGINAL BUDGET

ACCOUNT NUMBER	EXPLANATION	AMOUNT Requested	AMOUNT in Prel. Budget
5810.000.554.460442.112	TEMP EMPLOYEES RATE INCREASES	2,000	
5810.000.554.460442.256	RED CARPET EVENTS FOR 3 CONCERTS & FOOTBALL	1,000	
5810.000.554.460442.398	RATE INCREASES	10,000	
		13,000	

REQUESTS FOR CHANGES IN PERSONNEL FROM FY14

POSITION	EXPLANATION FOR FTE, OVERTIME, OR TEMP SALARY CHANGE

FINAL FY14-15 BUDGET

ALL SALARY NUMBERS ARE FOR BUDGETING PURPOSES ONLY

DEPT. 554

METRA - ENTERTAINMENT

Position Title	7/01/14 Grade	CLASS WORK COMP	Union Status	FY15 FTE's	FY14 FTE's	FY13 FTE's	FY12 FTE's	FY15 SALARY	0.55% UNEM.	WORK COMP	HEALTH INSUR.	7.65% FICA	LIFE INSUR.	Long-term Disability	8.170% PERS	TOTAL SALARY & BENEFITS
PAST FTE's				0.0	0.0	0.0	0.0									
SUBTOTAL								0	0	0	0	0	0	0	0	0
Temp. Wages - Novelty Sales		9410						8,000	44	439	0	612	0	0	0	9,095
Overtime		8743						0	0	0	0	0	0	0	0	0
TOTALS - ENTERTAINMENT				0.0	0.0	0.0	0.0	8,000	44	439	0	612	0	0	0	9,095

FINAL FY14-15 BUDGET

METRA Fund - Marketing - Expenditure Budget

Account		AMENDED FY13 BUDGET	FY13 ACTUAL	BUDGET FY14 ORIG	BUDGET FY14 AMEND	thru 6/30/14 FY14 ACTUAL	APPROVED FY15	Supplemental Approved
PERSONNEL								
5810.000.555.460442.111	SALARIES/PERM	106,008	106,014	110,173	110,173	84,358	112,706	
5810.000.555.460442.112	MARKETING SALARIES/TEMP	6,000	1,870	9,000	9,000	1,618	6,000	
5810.000.555.460442.120	MARKETING OVERTIME	5,000	2,659	12,000	12,000	6,372	6,000	
5810.000.555.460442.141	UNEMPLOYMENT COMPENSATION	410	391	459	590	420	686	
5810.000.555.460442.142	WORKER'S COMPENSATION	1,142	1,174	1,007	1,007	799	801	
5810.000.555.460442.143	GROUP HEALTH INSURANCE	16,266	15,643	16,680	16,549	11,468	17,640	
5810.000.555.460442.144	SOCIAL SECURITY	8,951	8,045	10,035	10,035	6,912	9,540	
5810.000.555.460442.147	LONG TERM DISABILITY	265	247	275	275	191	282	
5810.000.555.460442.153	LIFE INSURANCE	219	207	225	225	182	229	
5810.000.555.460442.156	PUBLIC EMPLOYEE RETIRE	7,848	7,694	9,859	9,859	7,315	9,698	
	PERSONNEL TOTAL	**152,109**	**143,944**	**169,713**	**169,713**	**119,635**	**163,583**	
OPERATING								
5810.000.555.460442.220	OPERATING SUPPLIES	1,000	542	700	700	561	700	
5810.000.555.460442.320	PRINTING	1,500	221	1,500	1,500	0	1,500	
5810.000.555.460442.336	PUBLIC RELATIONS	3,000	1,966	3,000	3,000	1,581	3,000	
5810.000.555.460442.337	PUBLICITY/ADVERTISING	30,000	17,131	30,000	30,000	32,074	30,000	
5810.000.555.460442.338	DESIGN & PRODUCTION SRVS	21,100	11,823	21,100	21,100	9,700	21,100	
5810.000.555.460442.339	RESEARCH	110	0	1,000	1,000	0	1,000	
5810.000.555.460442.345	TELEPHONE & LONG DISTANCE	2,000	1,028	1,200	1,200	815	1,200	
5810.000.555.460442.368	SOFTWARE/HARDWARE MAINT	2,200	2,044	4,800	4,800	1,941	4,800	
5810.000.555.460442.370	TRAVEL	14,390	10,139	0	1,500	1,205		
5810.000.555.460442.380	TRAINING	0	1,279	0	0	0		
5810.000.555.460442.398	VARIABLE CONTRACT	1,000	135	4,000	2,500	0	4,000	
5810.000.555.460442.850	CONTINGENCY							
	OPERATING TOTAL	**76,300**	**46,308**	**67,300**	**67,300**	**47,877**	**67,300**	
	TOTAL	**228,409**	**190,252**	**237,013**	**237,013**	**167,512**	**230,883**	**-**

REQUESTS FOR ADDITIONAL OPERATING AND CAPITAL BUDGET OVER FY14 ORIGINAL BUDGET

ACCOUNT NUMBER	EXPLANATION	AMOUNT Requested
		-

REQUESTS FOR CHANGES IN PERSONNEL FROM FY14

POSITION	EXPLANATION FOR FTE, OVERTIME, OR TEMP SALARY CHANGE

FINAL FY14-15 BUDGET

ALL SALARY NUMBERS ARE FOR BUDGETING PURPOSES ONLY

DEPT. 555

METRA - MARKETING

Position Title	7/01/14 Grade	CLASS WORK COMP	Union Status	FY15 FTE's	FY14 FTE's	FY13 FTE's	FY12 FTE's	FY15 SALARY	0.55% UNEM.	WORK COMP	HEALTH INSUR.	7.65% FICA	LIFE INSUR.	Long-term Disability	8.170% PERS	TOTAL SALARY & BENEFITS
Marketing/Sales Dir.	J	8743	None	1.0	1.0	1.0	1.0	67,113	369	438	8,820	5,134	120	168	5,483	87,645
Marketing and Sales Coord	G	8743	None	1.0	1.0	1.0	1.0	40,593	223	265	8,820	3,105	97	101	3,316	56,522
PAST FTEs				0.0	0.0	0.0	0.0									
Contingency		8743						5,000	28	33	0	383	12	13	409	5,876
								112,706	620	736	17,640	8,622	229	282	9,208	150,043
Temp Wages		8743						6,000	33	39	0	459	0	0	0	6,531
Overtime		8743						6,000	33	26	0	459	0	0	490	7,008
TOTALS - MARKETING				2.0	2.0	2.0	2.0	124,706	686	801	17,640	9,540	229	282	9,698	163,583

FINAL FY14-15 BUDGET

METRA Fund - Admissions - Expenditure Budget

Account		AMENDED FY13 BUDGET	FY13 ACTUAL	BUDGET FY14 ORIG	BUDGET FY14 AMEND	thru 6/30/14 FY14 ACTUAL	APPROVED FY15	Supplemental Approved
PERSONNEL								
5810.000.556.460442.111	SALARIES/PERM	205,577	206,317	211,493	211,493	195,283	217,729	
5810.000.556.460442.112	SALARIES/TEMP	82,500	84,859	82,500	82,500	80,855	82,500	
5810.000.556.460442.120	OVERTIME	15,000	13,882	15,000	15,000	10,919	15,000	
5810.000.556.460442.141	UNEMPLOYMENT COMPENSATION	1,061	1,073	1,081	1,390	1,306	1,734	
5810.000.556.460442.142	WORKER'S COMPENSATION	12,090	6,953	13,395	13,395	6,704	14,469	
5810.000.556.460442.143	GROUP HEALTH INSURANCE	36,598	32,397	37,530	37,221	26,123	39,690	
5810.000.556.460442.144	SOCIAL SECURITY	23,185	23,158	23,638	23,638	21,419	24,115	
5810.000.556.460442.147	LONG TERM DISABILITY	514	504	529	529	479	544	
5810.000.556.460442.153	LIFE INSURANCE	434	429	442	442	433	448	
5810.000.556.460442.156	PUBLIC EMPLOYEE RETIRE	14,534	18,358	17,067	17,067	20,273	17,788	
	PERSONNEL TOTAL	**391,493**	**387,930**	**402,675**	**402,675**	**363,794**	**414,016**	
OPERATING								
5810.000.556.460442.220	OPERATING SUPPLIES	23,000	16,037	18,000	18,000	18,544	18,000	
5810.000.556.460442.345	TELEPHONE & LONG DISTANCE	21,000	19,181	21,000	21,000	16,508	19,000	
5810.000.556.460442.362	MAINT & REPAIRS	500	194	500	500	387	500	
5810.000.556.460442.368	SOFTWARE/HARDWARE MAINT	27,000	32,485	35,000	35,000	33,296	36,500	
5810.000.556.460442.370	TRAVEL/MOVING	15,000	10,335	0	0	0	-	
5810.000.556.460442.380	TRAINING	5,000	0	0	0	0	-	
5810.000.556.460442.398	CONTRACT SERVICE - SECURITY TRANSPORT	5,000	3,258	4,000	4,000	2,903	4,000	
	OPERATING TOTAL	**96,500**	**81,490**	**78,500**	**78,500**	**71,638**	**78,000**	
	TOTAL	**487,993**	**469,420**	**481,175**	**481,175**	**435,432**	**492,016**	**-**

REQUESTS FOR ADDITIONAL OPERATING AND CAPITAL BUDGET OVER FY14 ORIGINAL BUDGET

ACCOUNT NUMBER	EXPLANATION	AMOUNT in Prel. Budget	AMOUNT Requested

REQUESTS FOR CHANGES IN PERSONNEL FROM FY14

POSITION	EXPLANATION FOR FTE, OVERTIME, OR TEMP SALARY CHANGE

FINAL FY14-15 BUDGET

ALL SALARY NUMBERS ARE FOR BUDGETING PURPOSES ONLY

DEPT. 556

METRA - ADMISSIONS

Position Title	7/01/14 Grade	CLASS WORK COMP	Union Status	FY15 FTE's	FY14 FTE's	FY13 FTE's	FY12 FTE's	FY15 SALARY	0.55% UNEM.	WORK COMP	HEALTH INSUR.	7.65% FICA	LIFE INSUR.	Long-term Disability	8.170% PERS	TOTAL SALARY & BENEFITS
Asst GM & Box Office Manag	J	8743	None	1.0	1.0	1.0	1.0	79,220	436	517	8,820	6,060	120	198	6,472	101,844
Secretary	B	9016	None	1.0	1.0	1.0	1.0	24,733	136	1,610	8,820	1,892	59	62	2,021	39,333
Asst Box Office Mngr	E	9016	None	1.0	1.0	1.0	1.0	51,986	286	3,384	8,820	3,977	120	130	4,247	72,950
Asst Box Office Mngr	E	9016	None	1.0	1.0	1.0	1.0	35,082	193	2,284	8,820	2,684	84	88	2,866	52,101
Cashier	B	8810	None	0.75	0.75	0.75	0.75	26,708	147	326	4,410	2,043	64	67	2,182	35,946
Past FTE's				0.00	0.00	0.00	0.00									
Contingency		9016						0	0	0	0	0	0	0	0	0
SUBTOTAL								217,729	1,198	8,121	39,690	16,656	448	544	17,788	302,174
Temp. Wages		9016						82,500	454	5,371	0	6,311	0	0	0	94,636
Overtime		9016						15,000	83	977	0	1,148	0	0	0	17,207
TOTALS - ADMISSIONS				4.75	4.75	4.75	4.75	315,229	1,734	14,469	39,690	24,115	448	544	17,788	414,016

FINAL FY14-15 BUDGET

METRA Fund - Fair - Expenditure Budget

Account		AMENDED FY13 BUDGET	FY13 ACTUAL		BUDGET FY14 ORIG	BUDGET FY14 AMEND	thru 6/30/14 FY14 ACTUAL		APPROVED FY15	Supplemental Approved
PERSONNEL										
5810.000.557.460442.112	SALARIES/TEMP	96,000	96,152		102,000	100,985	90,487		95,000	
5810.000.557.460442.120	OVERTIME	15,000	8,280		13,000	13,000	10,397		11,000	
5810.000.557.460442.141	UNEMPLOYMENT COMPENSATION	389	366		403	518	454		583	
5810.000.557.460442.142	WORKER'S COMPENSATION	6,027	5,521		6,956	6,956	5,893		6,901	
5810.000.557.460442.144	SOCIAL SECURITY	8,492	7,963		8,798	8,798	7,718		8,109	
5810.000.557.460442.156	PERS	-	478		0	900	898			
	PERSONNEL TOTAL	**125,908**	**118,760**		**131,157**	**131,157**	**115,847**		**121,593**	
OPERATING										
5810.000.557.460442.220	OPERATING SUPPLIES	46,000	54,062		50,000	50,000	51,305		52,000	
5810.000.557.460442.223	FOOD: CONCESSIONS	20,000	19,827		20,000	20,000	24,057		25,000	
5810.000.557.460442.224	JANITORIAL SUPPLIES	9,200	6,594		8,000	8,000	9,414		9,500	
5810.000.557.460442.256	FOOD - DEPT USE	10,000	2,120		4,000	4,000	4,469		4,000	
5810.000.557.460442.320	PRINTING	5,500	2,562		5,500	5,500	2,865		3,000	
5810.000.557.460442.336	PUBLIC RELATIONS	2,000	278		2,000	2,000	0		1,000	
5810.000.557.460442.337	PUBLICITY/ADVERTISING	85,000	79,898		85,000	85,000	84,009		85,000	
5810.000.557.460442.338	DESIGN & PRODUCTION SRVS	25,000	22,835		25,000	25,000	30,875		25,000	
5810.000.557.460442.345	PHONE	1,400	710		705	705	705		685	
5810.000.557.460442.357	SPONSORSHIP PROMOTION	12,500	14,655		17,500	17,500	19,250		20,000	
5810.000.557.460442.367	JANITORIAL SERVICES	56,000	60,266		61,800	61,800	68,245		68,500	
5810.000.557.460442.368	SOFTWARE/HARDWARE MAINT	721	1,693		1,200	1,200	1,045		1,200	
5810.000.557.460442.370	TRAVEL	-	54		0	0	651		500	
5810.000.557.460442.397	SECURITY/EMT/LABOR CONTRACTS	113,000	97,435		102,000	129,000	128,919		125,000	
5810.000.557.460442.399	CONTRACTS - OTHER PROMOTIONS	6,000	6,449		8,000	8,000	5,708		6,500	
5810.000.557.460442.510	INSURANCE	1,000	1,000		1,000	1,000	1,000		1,000	
5810.000.557.460442.533	EQUIPMENT RENTAL	18,200	13,846		17,000	17,000	24,462		17,000	
5810.000.557.460442.740	AWARDS	94,000	92,313		87,000	87,000	88,969		90,000	
5810.000.557.460442.742	FAIR BOOKS	1,500	-		1,500	1,500	0		-	
5810.000.557.460442.743	FAIR JUDGES/SUPERINTENDENTS	21,500	19,384		19,000	19,000	19,672		20,000	
ENTERTAINMENT PRODUCTION:										
5810.000.557.460443.228	CATERING - NIGHT SHOWS	8,500	3,184		6,000	6,000	5,360		8,000	
5810.000.557.460443.357	STAGEHANDS/SOUND - NIGHT SHOWS	50,000	51,296		65,000	65,000	57,655		60,000	
5810.000.557.460443.367	JANITORIAL - NIGHT SHOWS	10,000	7,252		10,000	10,000	9,089		11,000	
5810.000.557.460443.397	SECURITY/ EMT - NIGHT SHOWS	35,000	33,782		35,000	35,000	34,359		37,000	
5810.000.557.460443.398	NIGHT SHOW CONTRACTS	413,500	413,708		500,000	500,000	504,730		563,600	
5810.000.557.460443.399	GATE ACTS CONTRACTS	105,500	103,760		105,500	105,500	105,957		105,500	
5810.000.557.460443.533	EQUIPMENT RENTAL - NIGHT SHOWS	11,000	11,319		11,000	11,000	644		10,000	
	OPERATING TOTAL	**1,162,021**	**1,120,282**		**1,248,705**	**1,275,705**	**1,283,414**		**1,349,985**	
	TOTAL	**1,287,929**	**1,239,042**	**#**	**1,379,862**	**1,406,862**	**1,399,261**		**1,471,578**	**-**

REQUESTS FOR ADDITIONAL OPERATING AND CAPITAL BUDGET OVER FY14 ORIGINAL BUDGET

ACCOUNT NUMBER	EXPLANATION	AMOUNT in Prel. Budget	AMOUNT Approved

FINAL FY14-15 BUDGET

ALL SALARY NUMBERS ARE FOR BUDGETING PURPOSES ONLY

DEPT. 557

METRA - FAIR

Position Title	7/01/14 Grade	CLASS WORK COMP	Union Status	FY15 FTE's	FY14 FTE's	FY13 FTE's	FY12 FTE's	FY15 SALARY	0.55% UNEM.	WORK COMP	HEALTH INSUR.	7.65% FICA	LIFE INSUR.	Long-term Disability	8.170% PERS	TOTAL SALARY & BENEFITS
Temp. Wages		9016						95,000	523	6,185	0	7,268	0	0	0	108,975
Overtime		9016						11,000	61	716	0	842	0	0	0	12,618
TOTALS - ADMISSIONS				0.00	0.00	0.00	0.00	106,000	583	6,901	0	8,109	0	0	0	121,593

FINAL FY14-15 BUDGET

METRA Fund - Accounting - Expenditure Budget

Account		AMENDED FY13 BUDGET	FY13 ACTUAL		BUDGET FY14 ORIG	BUDGET FY14 AMEND	thru 6/30/14 FY14 ACTUAL		APPROVED FY15	Supplemental Approved
PERSONNEL										
5810.000.558.460442.111	SALARIES/PERM	92,121	92,121		96,151	96,151	98,559		104,295	
5810.000.558.460442.120	OVERTIME	1,500	796						-	
5810.000.558.460442.141	UNEMPLOYMENT COMPENSATION	328	329		337	433	448		574	
5810.000.558.460442.142	WORKER'S COMPENSATION	922	910		762	762	775		681	
5810.000.558.460442.143	GROUP HEALTH INSURANCE	16,266	16,200		16,680	16,584	15,985		17,640	
5810.000.558.460442.144	SOCIAL SECURITY	7,162	6,640		7,356	7,356	7,043		7,979	
5810.000.558.460442.147	LONG TERM DISABILITY	230	230		240	240	249		261	
5810.000.558.460442.153	LIFE INSURANCE	216	215		220	220	248		235	
5810.000.558.460442.156	PUBLIC EMPLOYEE RETIRE	6,619	6,607		7,759	7,759	7,958		8,521	
	PERSONNEL TOTAL	**125,364**	**124,048**		**129,505**	**129,505**	**131,265**		**140,184**	
OPERATING										
5810.000.558.460442.220	OPERATING SUPPLIES	500	497		500	1,000	970		2,200	1,200
5810.000.558.460442.337	PUBLICITY/ADVERTISING									
5810.000.558.460442.345	TELEPHONE & LONG DISTANCE	850	710		700	700	684		700	
5810.000.558.460442.370	TRAVEL	4,250	948		500	500	0		500	
5810.000.558.460442.380	TRAINING				1,000	500	100		1,000	
5810.000.558.460442.398	CONTRACT SERVICES	5,000	453		1,000	1,000	0		500	
	OPERATING TOTAL	**10,600**	**2,608**		**3,700**	**3,700**	**1,754**		**4,900**	
	TOTAL	**135,964**	**126,656**		**133,205**	**133,205**	**133,019**		**145,084**	**1,200**
	METRA GRAND TOTAL	**5,602,555**	**5,060,049**	**#**	**5,674,780**	**5,760,280**	**5,349,641**		**5,913,763**	**32,140**

REQUESTS FOR ADDITIONAL OPERATING AND CAPITAL BUDGET OVER FY14 ORIGINAL BUDGET

ACCOUNT NUMBER	EXPLANATION	AMOUNT Requested
5810.000.558.460442.220	Copier repair	$ 1,200

REQUESTS FOR CHANGES IN PERSONNEL FROM FY14

POSITION	EXPLANATION FOR FTE, OVERTIME, OR TEMP SALARY CHANGE

ACCOUNTING DEPT SEPERATED FROM ADMINISTRATION BUDGET IN FY13

FINAL FY14-15 BUDGET

ALL SALARY NUMBERS ARE FOR BUDGETING PURPOSES ONLY

DEPT. 558

METRA - ACCOUNTING

Position Title	7/01/14 Grade	CLASS WORK COMP	Union Status	FY15 FTE's	FY14 FTE's	FY13 FTE's	FY12 FTE's	FY15 SALARY	0.55% UNEM.	WORK COMP	HEALTH INSUR.	7.65% FICA	LIFE INSUR.	Long-term Disability	8.170% PERS	TOTAL SALARY & BENEFITS
Comptroller	J	8743	None	1.0	1.0	1.0	1.0	56,537	311	369	8,820	4,325	120	141	4,619	75,243
Senior Accountant	H	8743	None	1.0	1.0	1.0	1.0	47,758	263	312	8,820	3,653	115	119	3,902	64,942
Past FTEs				0.0	0.0	0.0	0.75									
Contingency		8743						0	0	0	0	0	0	0	0	0
SUBTOTAL								104,295	574	681	17,640	7,979	235	261	8,521	140,184
Temp Salaries		8743						0	0	0	0	0	0	0	0	0
Overtime		8743						0	0	0	0	0	0	0	0	0
TOTALS - METRA ACCOUNTING				2.00	2.00	2.00	2.75	104,295	574	681	17,640	7,979	235	261	8,521	140,184

FY 14-15 FINAL
REVENUE BUDGET and 5 YEAR REVENUE HISTORY

METRA CAPITAL REPLACEMENT & IMPROVEMENT

Mill levy increase is a result of 1.03% statutorily allowed inflationary adjustment for FY15

TAX REVENUE	$	1,086,430	FY 14 MILLS		**3.58**
NON-TAX REVENUE		1,566,135	Est. FY 15 MILLS		**3.61**
TOTAL REVENUES	**$**	**2,652,565**	Est. Millage Change		**0.03**
Use / (Source) of Reserves		556,295			
TOTAL RESOURCES USED	**$**	**3,208,860**			
BASE APPROPRIATIONS	$	3,186,860	Reserves 7/1/14	$	1,561,128
Conting, One-time, Bldg trans		22,000	Use of Reserves		(556,295)
TOTAL APPROPRIATIONS	**$**	**3,208,860**	**Proj. Res. 6/30/15**	**$**	**1,004,833**

Misc revenue reflects asset donations contributed from non-Metra tax revenues and loan proceeds
Available tax revenues dedicated to servicing reconstruction debt and funding stream for necessary capital impr. and maintenance at Metrapark - $350,000/ yr for FY12-16 (5 yrs)
MINIMUM RESERVE RECOMMENDED $250,000 FOR EMERGENCY RESERVE
Charge for Service revenues are generated from ticket charge on events.

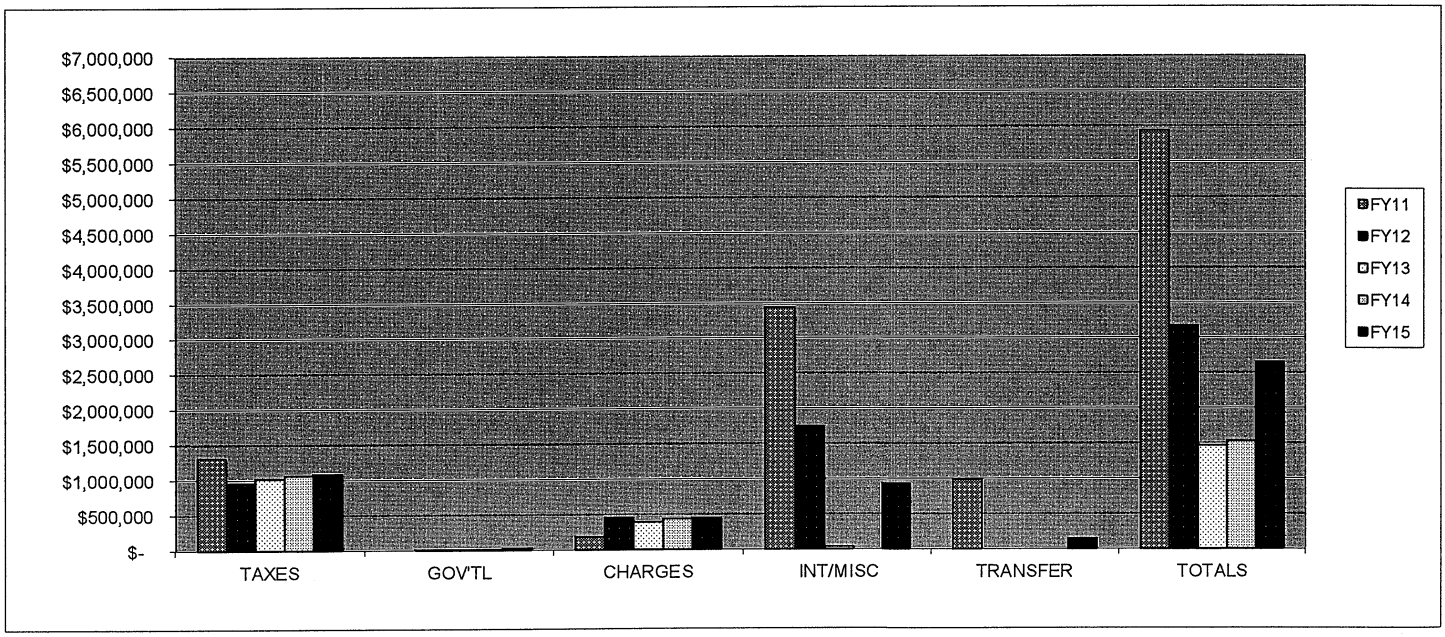

		ACTUAL FY11		ACTUAL FY12		ACTUAL FY13		BUDGET FY14		BUDGET FY15
TAXES	$	1,315,300	$	957,612	$	1,025,741	$	1,071,544	$	1,086,430
GOV'TL	$	-	$	8,691	$	12,597	$	12,975	$	33,135
CHARGES	$	186,227	$	456,122	$	391,283	$	444,000	$	449,000
INT/MISC	$	3,438,303	$	1,753,852	$	40,624	$	1,500	$	934,000
TRANSFER	$	1,000,000	$	-	$	-	$	-	$	150,000
TOTALS	**$**	**5,939,830**	**$**	**3,176,277**	**$**	**1,470,245**	**$**	**1,530,019**	**$**	**2,652,565**

FY 14-15 FINAL BUDGET

METRA CIP Fund- Revenue Budget

Account		FY13 AMEND BUDGET	FY13 ACTUAL	FY14 ORIG BUDGET	FY14 AMEND BUDGET	FY14 ACTUAL thru 6/30/14	PROJECTED FY15
5811.000.000.311010.000	REAL PROPERTY TAXES	1,006,590	989,996	1,038,744	1,038,744	1,022,715	1,061,830
5811.000.000.311020.000	PERSONAL PROPERTY TAXES	22,000	25,324	22,000	22,000	14,619	14,000
5811.000.000.311021.000	MOBILE HOME TAXES	7,000	6,855	7,000	7,000	6,838	6,800
5811.000.000.311030.000	MOTOR VEHICLE TAX > 1 TON	2,000	1,886	2,000	2,000	1,597	2,000
5811.000.000.312000.000	P & I DELIQUENT TAXES	1,800	1,680	1,800	1,800	1,324	1,800
5811.000.000.313000.000	TAX TITLE & PROPERTY SALE	0	0	0	0	0	0
5811.000.000.335221.000	SB96 PERSONAL PROP. REIMB	0	0	0	0	13,263	19,544
5811.000.000.335231.000	SB372 PERSONAL PROP. REIMB	12,597	12,597	0	0	0	0
5811.000.000.335240.000	HB124 ENTITLEMENT	0	0	12,975	12,975	12,975	13,591
5811.000.000.346019.000	EVENT SPONSORSHIP - IMPR FEE REPLACI	40,000	28,846	24,000	24,000	36,095	14,000
5811.000.000.346090.000	PARKING FEES NORTH LOT	0	0	25,000	25,000	0	0
5811.000.000.346098.000	IMPROVEMENT FEES	355,578	321,073	320,000	320,000	268,866	385,000
5811.000.000.346099.000	FAIR: IMPROVEMENT FEES	55,000	41,364	75,000	75,000	50,748	50,000
5811.000.000.369000.00	OTHER INCOME	0	200	0	0	0	0
5811.000.000.369002.000	OTHER INCOME / ENERGY REBATE N.W.E.	35,621	35,621	0	0	0	0
5811.000.000.369015.000	NONCASH DONATION: SIGNAGE	0	0	0	0	160,427	0
5811.000.000.371010.000	INTEREST REVENUE	1,000	2,528	1,500	1,500	6,132	4,000
5811.000.000.372010.000	OIL ROYALTIES - RESERVED PARKING LOT	0	0	0	0	35,926	30,000
5811.000.000.381060.000	METRA CIP- INTERFUND LOAN PROCEEDS	0	0	0	0	0	900,000
5811.000.000.383002.000	METRA - TRANS FROM GENERAL	0	0	0	0	0	0
5811.000.000.383026.000	TRANSFER FROM PILT	0	0	0	0	0	150,000
5811.000.000.382030.000	SALE FIXED/ASSETS	0	2,275	0	0	0	0
TOTAL		**1,539,186**	**1,470,245**	**1,530,019**	**1,530,019**	**1,631,525**	**2,652,565**

FY 14-15 FINAL BUDGET SUMMARY and 5 YEAR HISTORY

METRA CAPITAL REPLACEMENT & IMPROVEMENT

This fund is proposed to be utilized for revenues and expenses dedicated to capital replacement or improvement of the METRA facilties or grounds.

See detail 5 year capital replacement schedule.

Capital expenses in FY11 due primarily to arena reconstruction improvements.

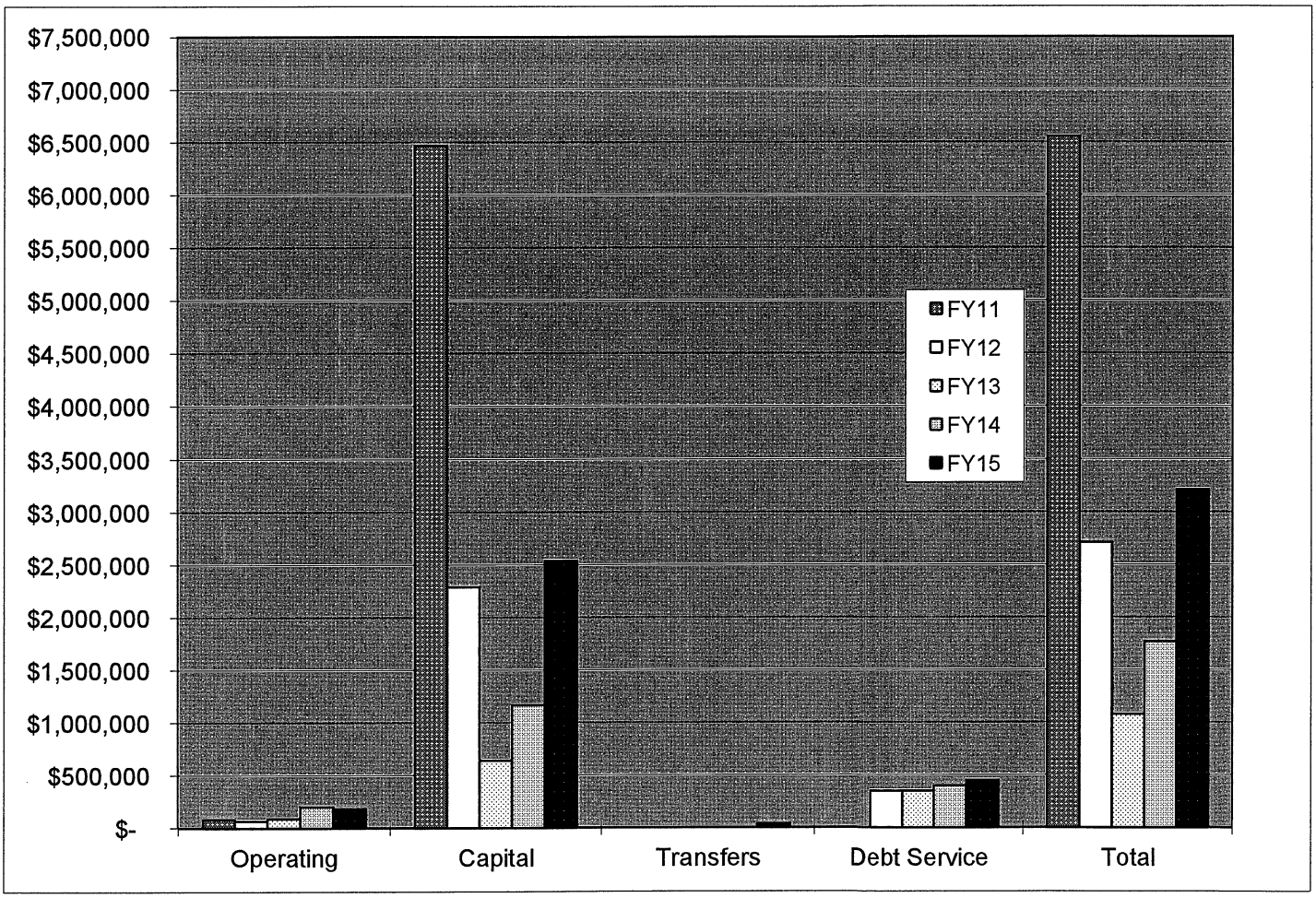

	Actual FY11	Actual FY12	Actual FY13	Amd Budget FY14	Budget FY15
Operating	$ 85,406	$ 66,314	$ 89,838	$ 200,000	$ 187,000
Capital	$ 6,465,224	$ 2,290,217	$ 638,884	$ 1,167,005	$ 2,534,749
Transfers					$ 37,111
Debt Service	$ -	$ 350,000	$ 350,000	$ 400,000	$ 450,000
Total	$ 6,550,630	$ 2,706,531	$ 1,078,722	$ 1,767,005	$ 3,208,860

FINAL FY14-15 BUDGET

METRA Capital Replacement & Maintenance Fund - Expenditure Budget

Account		AMENDED FY13 BUDGET	FY13 ACTUAL		BUDGET FY14 ORIG	BUDGET FY14 AMEND	thru 6/30/14 FY14 ACTUAL		APPROVED FY15	Supplemental Approved
OPERATING										
5811.000.551.460442.220	ADMINISTRATION CIP- OPERATING SUPPLIES						7,733			
5811.000.551.460442.851	CONTINGENCY - PROTEST TAXES	96,700	-		80,000	80,000	-		22,000	
5811.000.552.460442.220	FACILITIES OPERATING SUPPLIES	0	7,762		20,000	20,000	16,846		30,000	
5811.000.552.460442.365	FACILITIES GROUND MAINT	50,000	82,076		50,000	50,000	41,427		85,000	
5811.000.552.460442.369	FACILITIES BUILDING REPAIRS	50,000	-		50,000	50,000	21,587		50,000	
5811.000.552.460442.830	FACILITIES DEPRECIATION									
5811.000.553.460442.220	CONCESSIONS CIP - OPERATING SUPPLIES									
5811.000.554.460442.220	ENTERTAINMENT CIP- OPERATING SUPPLIES									
5811.000.556.460442.220	ADMISSIONS CIP - OPERATING SUPPLIES									
	OPERATING TOTAL	**196,700**	**89,838**		**200,000**	**200,000**	**87,593**		**187,000**	
CAPITAL										
5811.000.551.460442.940	ADMINISTRATION CIP - CAPITAL OUTLAY-EQUIPME	0	41,814		0	0	8,612			
5811.000.552.460442.920	FACILITIES CAPITAL OUTLAY/BUILDING	-	189,169		0	0	329,109			
5811.000.552.460442.925	FACILITIES CAPITAL CONTINGENCY	1,028,000	-		1,167,005	1,167,005	0		2,534,749	
5811.000.552.460442.930	FACILITIES LAND IMPROVEMENT	-	105,378		0	0	122,042			
5811.000.552.460442.940	FACILITIES CAPITAL OUTLAY-EQUIPMENT	-	137,319		0	0	262,992			
5811.000.553.460442.940	CONCESSIONS CIP - CAPITAL OUTLAY-EQUIPMEN	-	154,650		0	0	22,798			
5811.000.555.460442.940	MARKETING CIP- CAPITAL OUTLAY-EQUIPMENT	0	582		0	0	912			
5811.000.556.460442.940	ADMISSIONS CIP - CAPITAL OUTLAY-EQUIPMENT	-	9,085		0	0	5,716		-	
5811.000.558.460442.940	ACCOUNTING: CAPITAL OUTLAY-EQUIPMENT	0	886		0	0	612			
	CAPITAL TOTAL	**1,028,000**	**638,884**		**1,167,005**	**1,167,005**	**752,793**		**2,534,749**	
DEBT										
5811.000.552.460442.610	PRINCIPAL REPAYMENT - INTERFUND LOAN	350,000	350,000		400,000	400,000	350,000		450,000	
5811.000.552.460442.620	FACILITIES INTEREST	-	-						-	
		350,000	**350,000**		**400,000**	**400,000**	**350,000**		**450,000**	
TRANSFERS										
5811.000.551.521000.827	TRANSFER TO GENERAL FUND - IT SUPPORT	**34,046**	**34,046**		35,658	35,658	35,658		37,111	
	TRANSFER TOTAL	**34,046**	**34,046**		**35,658**	**35,658**	**35,658**		**37,111**	
	TOTAL	**1,608,746**	**1,112,768**	**#**	**1,802,663**	**1,802,663**	**1,226,044**		**3,208,860**	**-**

ACCOUNT NUMBER	EXPLANATION	AMOUNT REQUESTED
	SEE DETAIL CAPITAL LIST	

METRA CAPITAL

FINAL FY15 CAPITAL LIST - As of AUG. 20, 2014

1	EST. CASH -5811 as of 6/30/14	1,065,630	
2	FY15 BUDGETED REVENUES:	2,652,565	
3	PROTEST DISTRIBUTIONS - ONE-TIME	102,371	
4	LESS ESTIMATED PROTESTED TAXES	(22,000)	
5	Less Funds Reserved for Parking Lot	(65,926)	Oil Royalty revenues dedicated to parking lot repairs/maint
6	Less Contingency- Emergency Reserve	(250,000)	
7	AVAILABLE FOR APPROPRIATION	**3,482,640**	
	ITEM	**BUDGET FY 15**	
	APPROVED ITEMS		
8	Interfund Loan repayment - FY15 - Arena Rebuild	350,000	Repayment thru FY16
9	Interfund Loan repayment - FY15 - Ag Bldg	100,000	9 year repayment - $100,000/yr ($50,000/yr PILT as available) PILT - $100,000 donated for FY13&14
10	Transfer to General Fund - 50% cost of IT support	37,111	
11	**SUBTOTAL APPROVED ITEMS**	**487,111**	
12			
13	**PENDING / CARRYOVER ITEMS FROM FY14**		
14	Security Cameras Arena:	85,000	In process
15	Arena Step Lighting Project	5,000	in process
16	Catwalk System	11,000	In process - Project balance
17	**SUBTOTAL CARRYOVER ITEMS FROM FY14**	**101,000**	
18			
19	**New Requests FY15**		
20	AG Building - Barn	1,100,000	10 YEAR LOAN - $50,000/YR PILT FUNDING (50%)
21	Horse Stalls (77 @ 10' x 10')	256,000	for new ag building
22	IT equipment requests - see list	42,749	
23	Concession equipment see list	27,000	
24	Auto flushers	5,000	
25	Propane Farm Parts	6,500	
26	Signage on Grounds	20,000	
27	Stage Equipment	5,000	
28	Bobcat Brush Rebuild Kit	5,000	
29	Misc small equipment	30,000	3 Computers - Box office $6900/ Chain Saw / safety equipment
30	Misc bldg/grounds repairs and maintenance	105,000	Road Mix for Expo and WPA $30,000/ Replace High Voltage Malton Behind Metra $2500/ Raising Transfo
31	Box Office Ticketing System Upgrade	75,000	move to a cloud based system - Or we will need new server by July 2015
32	Grandstands Repairs	52,000	steel overlay on steps
33	Rodeo Dirt Pile	30,000	need separate dirt for rodeos and monster truck events- safety concerns
34	New Gas Pump	5,000	does not work in cold weather and is starting to work sporacticaly
35	Rollers for Exhibit hall walls	25,000	
36	Tele-Handler (replaces forklift)	125,000	
37	Electronic Sign Main Gate	25,000	
38			
39	**Added from Prel. Budget**		
40	Internet on Backside	100,000	still being researched
41	Chip Seal Lower Lot	73,000	200,000 sq. ft @ $.36/ft

42	Chip Seal Upper Lot	250,000	680,000 sq. ft @ $.36/ft
43	Electric Powered Gates: GATE 1	60,000	
44	Traffic Arms for Ticket Booth at Gate 1	11,000	to control traffic in and out of gate 1
45	Grand Stands Repairs	100,000	electrical/plumbing/ concessions - Many repairs needed
46	Skybox Furniture	12,000	2-3 boxes per year
47	Freight elevator needs significant maintenance	70,000	
48	Plow Hardware for One Ton	5,500	
49			
50	**New Requests FY15**	**2,620,749**	
51			
52	**TOTAL APPROPRIATIONS REQUESTED FY15**	**3,208,860**	
53			
54	**BALANCE OF AVAILABLE FUNDS**	**273,780**	
55			
56	**FUTURE REQUEST LIST: UNFUNDED FOR FY15**		
57	New scoreboard	??	jeff getting prices
58	Lower Lot Gates	20,000	
59	Used Propane Tank	30,000	
60	Portable Merch Stand for Box office	27,000	
61	Utilities Vehicle for Engineers	15,000	
62	Booking software & event management	75,000	
63	New truck for GM	40,000	
64	East storeroom mezzanine	45,000	
65	Replace Rusted Fence along Main St	200,000	8' welded $57.41 LF (3468')
66	Campus Wide Wi-Fi:	165,872	need to get new quote
67	Gas powered forklift	30,000	FY15
68	New scoreboard	??	
69	Well(s) for irrigation of grass areas in front of arena	30,000	
70	Lightning protection - Expo & Pavilion	71,000	
71		**748,872**	
72			
73			
74	**PROJECT PROBABLY REQUIRING FINANCING - Dedicated revenue stream needed for debt service**		
75	Resurface / Regrade Midway lot	2,000,000	ROUGH GUESS -NEEDS TO BE ENGINEERED AND ESTIMATED - ESTABLISH BUDGET FOR PREL. ENGINEERING? USE $350,000 OF ANNUAL DEBT SERVICE $ AVAIL. IN FY17.
76	Revised Traffic Plan - Metra Lower parking lot	1,000,000	

FY 14-15 FINAL BUDGET SUMMARY and 5 YEAR HISTORY

METRA - INSURANCE SETTLEMENT

This fund is used to account for the settlement proceeds on the MetraPark tornado property damage claim.

EXPENDITURES INCLUDES COSTS INCURRED FOR CAPITAL REPAIR AND REPLACEMENT, CONTRACTED LABOR, CLEANUP, SUPPLIES, AND BUSINESS INTERUPTION INSURANCE.



	Actual FY11	Actual FY12	Actual FY13	Amd Budget FY14	Budget FY15
Salary	$ -	$ -	$ -	$ -	$ -
Operating	$ 3,909,352	$ 9,288	$ -	$ -	$ -
Capital	$ 21,472,520	$ 2,711,296	$ -	$ -	$ -
Transfers	$ -	$ -	$ -	$ -	$ -
Total	$ 25,381,872	$ 2,720,584	$ -	$ -	$ -

FY 14-15 FINAL
REVENUE BUDGET and 5 YEAR REVENUE HISTORY

MOTOR POOL

TAX REVENUE	$	-
NON-TAX REVENUE		7,500
TOTAL REVENUES	**$**	**7,500**
Use / (Source) of Reserves		(1,500)
TOTAL RESOURCES USED	**$**	**6,000**

BASE APPROPRIATIONS	$	6,000
Conting, One-time, Bldg trans		-
TOTAL APPROPRIATIONS	**$**	**6,000**

Reserves 7/1/14	$	32,173
(Use)/Source of Reserves		1,500
Proj. Res. 6/30/15	**$**	**33,673**

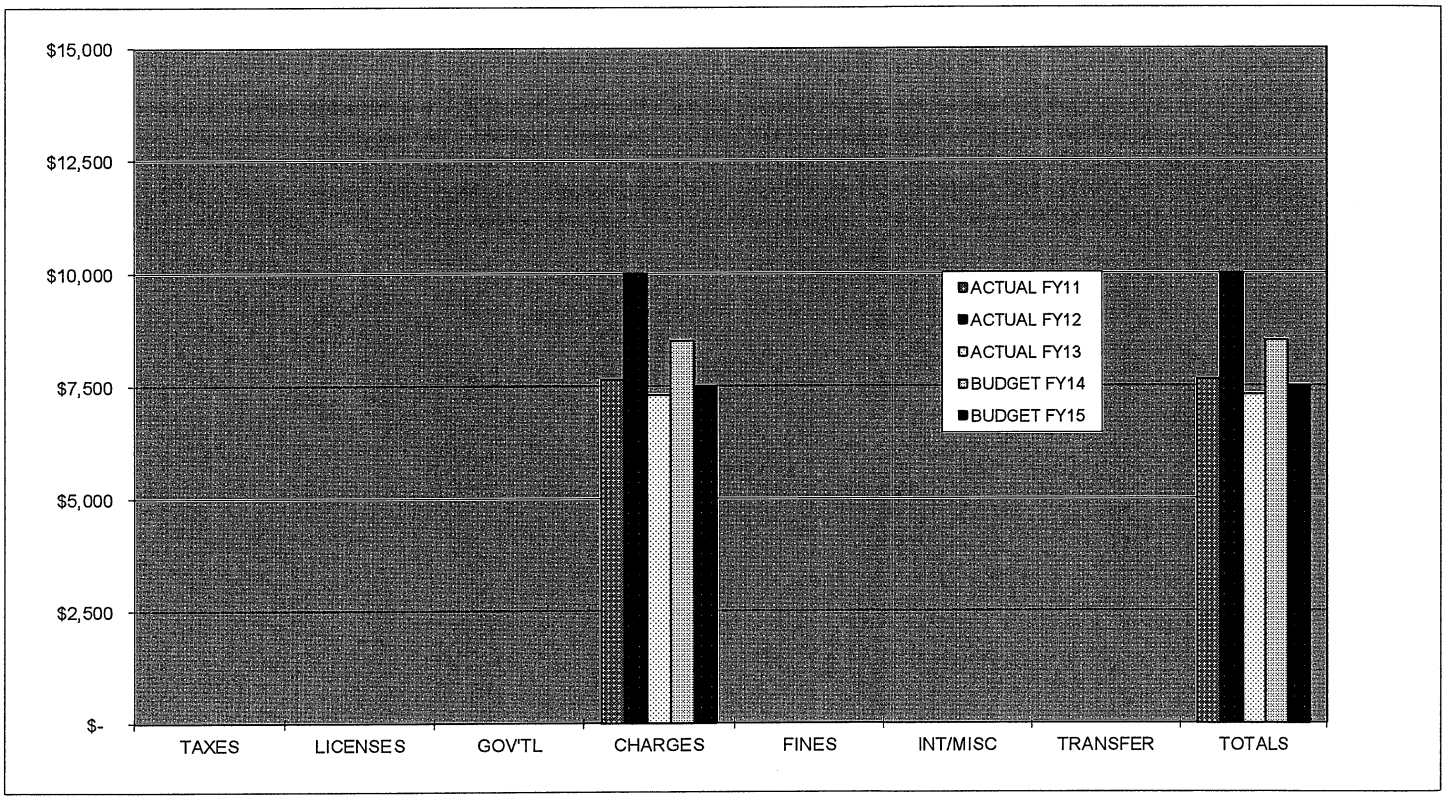

		ACTUAL FY11		ACTUAL FY12		ACTUAL FY13		BUDGET FY14		BUDGET FY15
TAXES	$	-	$	-	$	-	$	-	$	-
LICENSES	$	-	$	-	$	-	$	-	$	-
GOV'TL	$	-	$	-	$	-	$	-	$	-
CHARGES	$	7,647	$	9,997	$	7,301	$	8,500	$	7,500
FINES	$	-	$	-	$	-	$	-	$	-
INT/MISC	$	-	$	-	$	-	$	-	$	-
TRANSFER	$	-	$	-	$	-	$	-	$	-
TOTALS	**$**	**7,647**	**$**	**9,997**	**$**	**7,301**	**$**	**8,500**	**$**	**7,500**

FY 14-15 FINAL BUDGET

Motor Pool Fund- Revenue Budget

Account		FY13 AMEND BUDGET	FY13 ACTUAL		FY14 ORIG BUDGET	FY14 AMEND BUDGET	FY14 ACTUAL thru 6/30/14		PROJECTED FY15
6010.000.000.382030.000	SALE FIXED/ASSETS	0	0						
6010.000.000.391010.000	MOTOR POOL MILEAGE CHARGE	8,500	7,301		8,500	8,500	7,536		7,500
TOTAL		**8,500**	**7,301**		**8,500**	**8,500**	**7,536**		**7,500**

FY 14-15 FINAL BUDGET SUMMARY and 5 YEAR HISTORY

MOTOR POOL

The Motor Pool funds provides vehicles available for use by County departments on a cost per mile basis.

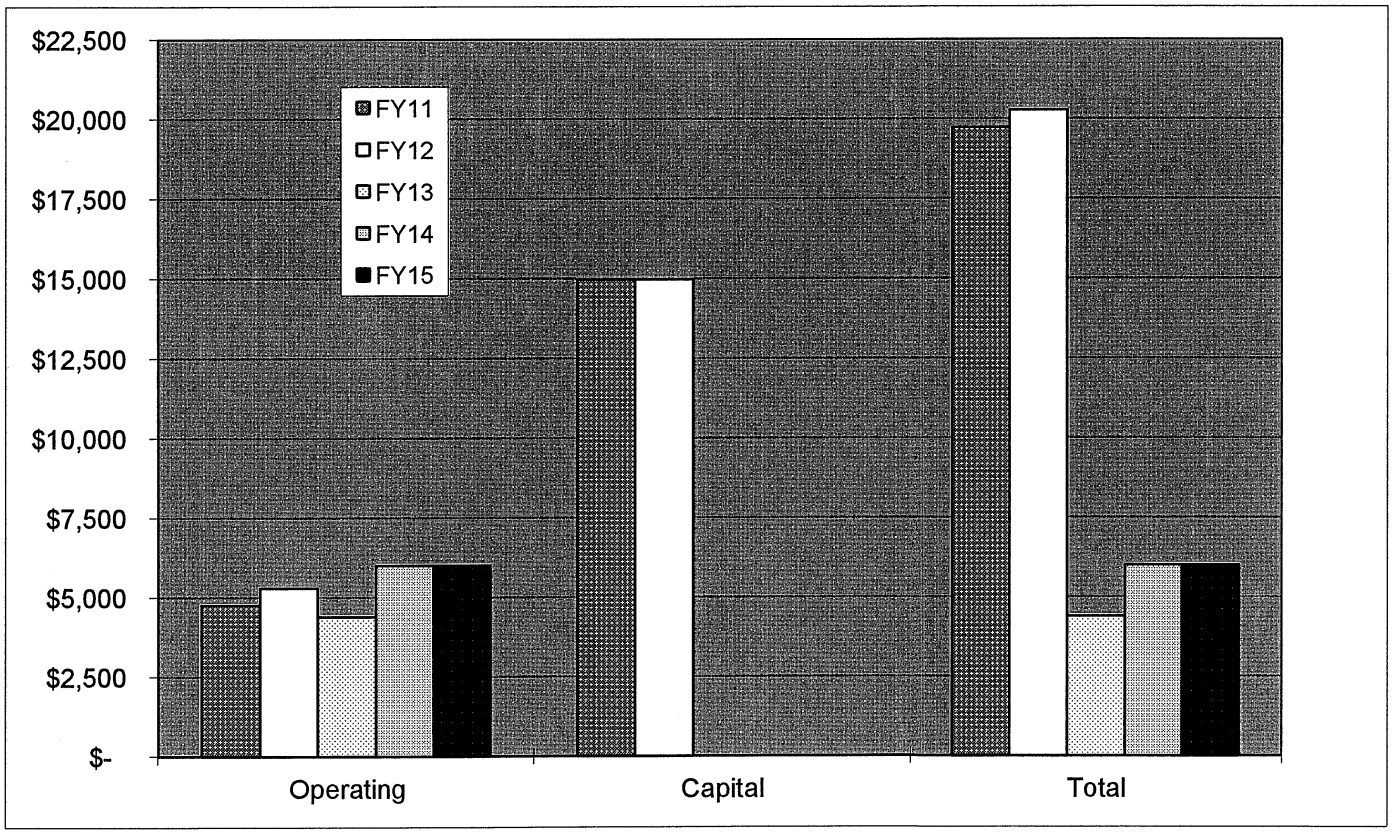

	Actual FY11	Actual FY12	Actual FY13	Amd Budget FY14	Budget FY15
Operating	$ 4,762	$ 5,305	$ 4,400	$ 6,000	$ 6,000
Capital	$ 14,985	$ 14,985	$ -	$ -	$ -
Total	$ 19,747	$ 20,290	$ 4,400	$ 6,000	$ 6,000

FINAL FY14-15 BUDGET

Motor Pool Fund - Expenditure Budget

Account		AMENDED FY13 BUDGET	FY13 ACTUAL	BUDGET FY14 ORIG	BUDGET FY14 AMEND	thru 6/30/14 FY14 ACTUAL	APPROVED FY15	Supplemental Approved
OPERATING								
6010.000.606.500100.231	GAS-OIL-GREASE-ETC	3,500	2,550	3,500	3,500	2,705	3,500	
6010.000.606.500100.361	VEHICLE REPAIRS	2,500	1,850	2,500	2,500	972	2,500	
6010.000.606.500100.830	DEPRECIATION							
	OPERATING TOTAL	**6,000**	**4,400**	**6,000**	**6,000**	**3,677**	**6,000**	
CAPITAL								
6010.000.606.500100.940	CAPITAL OUTLAY-EQUIPMENT							
	CAPITAL TOTAL	**-**	**-**	**-**	**-**	**-**	**-**	
	TOTAL	**6,000**	**4,400**	**6,000**	**6,000**	**3,677**	**6,000**	**-**

REQUESTS FOR ADDITIONAL OPERATING AND CAPITAL BUDGET OVER FY14 ORIGINAL BUDGET

ACCOUNT NUMBER	EXPLANATION	AMOUNT REQUESTED

FY 14-15 FINAL
REVENUE BUDGET and 5 YEAR REVENUE HISTORY

HEALTH INSURANCE FUND

TAX REVENUE	$	-
NON-TAX REVENUE		7,457,800
TOTAL REVENUES	**$**	**7,457,800**
Use / (Source) of Reserves		1,319,000
TOTAL RESOURCES USED	**$**	**8,776,800**

BASE APPROPRIATIONS	$	7,576,800
Conting, One-time, Bldg trans		1,200,000
TOTAL APPROPRIATIONS	**$**	**8,776,800**

Reserves 7/1/14	$	6,657,725
Use of Reserves		(1,319,000)
Proj. Res. 6/30/15	**$**	**5,338,725**

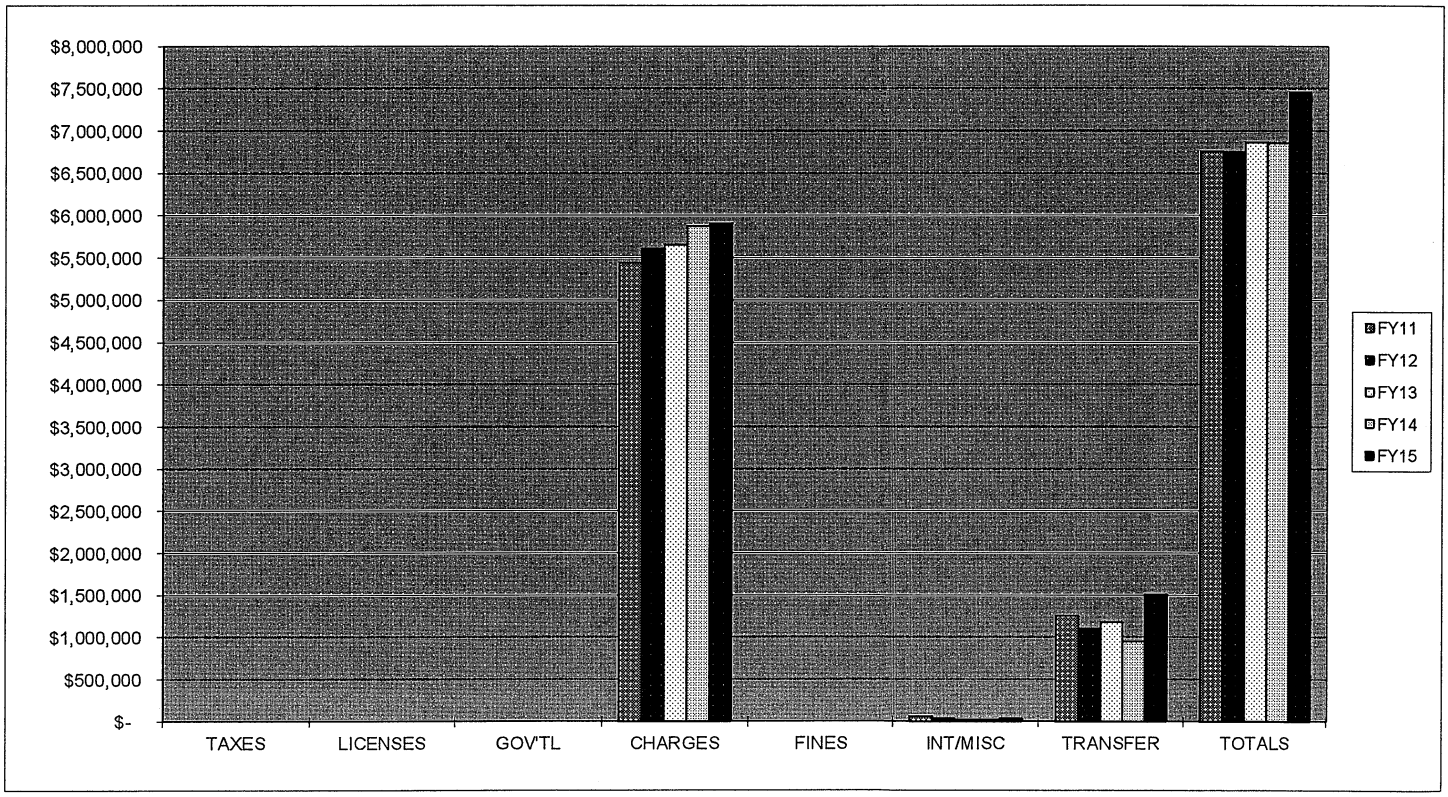

		ACTUAL FY11		ACTUAL FY12		ACTUAL FY13		BUDGET FY14		BUDGET FY15
TAXES	$	-	$	-	$	-	$	-	$	-
LICENSES	$	-	$	-	$	-	$	-	$	-
GOV'TL	$	-	$	-	$	-	$	-	$	-
CHARGES	$	5,441,970	$	5,609,372	$	5,659,234	$	5,881,300	$	5,906,800
FINES	$	-	$	-	$	-	$	-	$	-
INT/MISC	$	60,877	$	37,734	$	23,971	$	25,000	$	38,000
TRANSFER	$	1,259,929	$	1,109,062	$	1,182,403	$	950,000	$	1,513,000
TOTALS	**$**	**6,762,776**	**$**	**6,756,168**	**$**	**6,865,608**	**$**	**6,856,300**	**$**	**7,457,800**

FY 14-15 FINAL BUDGET

Health Insurance Fund- Revenue Budget

Account		FY13 AMEND BUDGET	FY13 ACTUAL	FY14 ORIG BUDGET	FY14 AMEND BUDGET	FY14 ACTUAL thru 6/30/14	PROJECTED FY15
6050.000.000.340020.000	COUNTY EE PREMIUMS	3,785,000	3,695,600	3,812,000	3,812,000	3,750,240	3,918,000
6050.000.000.340021.000	PREMIUMS - BSED	87,943	84,188	82,200	82,200	80,787	86,000
6050.000.000.340022.000	PREMIUMS -C/C HLTH	1,270,210	1,305,535	1,366,000	1,366,000	1,395,028	1,384,000
6050.000.000.340023.000	PREMIUMS - RETIREE	500,000	486,029	516,000	516,000	478,383	450,000
6050.000.000.340024.000	PREMIUMS - COBRA	50,000	57,765	74,000	74,000	35,921	36,000
6050.000.000.340025.000	PREMIUMS - WHC	41,000	30,117	31,100	31,100	30,994	32,800
6050.000.000.369000.000	HEALTH INSUR- OTHER INCOME						0
6050.000.000.371010.000	INTEREST REVENUE	35,000	23,971	25,000	25,000	37,601	38,000
6050.000.000.383030.000	TRANSFER-HLTH INSUR LEVY	1,100,000	1,182,403	950,000	950,000	1,606,262	1,513,000
		6,869,153	**6,865,608**	**6,856,300**	**6,856,300**	**7,415,216**	**7,457,800**

FY 14-15 FINAL BUDGET SUMMARY and 5 YEAR HISTORY

HEALTH INSURANCE FUND

This fund accounts for operations of the County's self-insured health plan, which provides available coverage to County employee's and dependents, County retirees, and other eligible members. Health plan carries aggregate stop-loss coverage and administration of claims through an independent vendor.

Budget includes contingency appropriation for exposure to costs in excess of expected costs up to aggregate stop-loss reinsurance level.

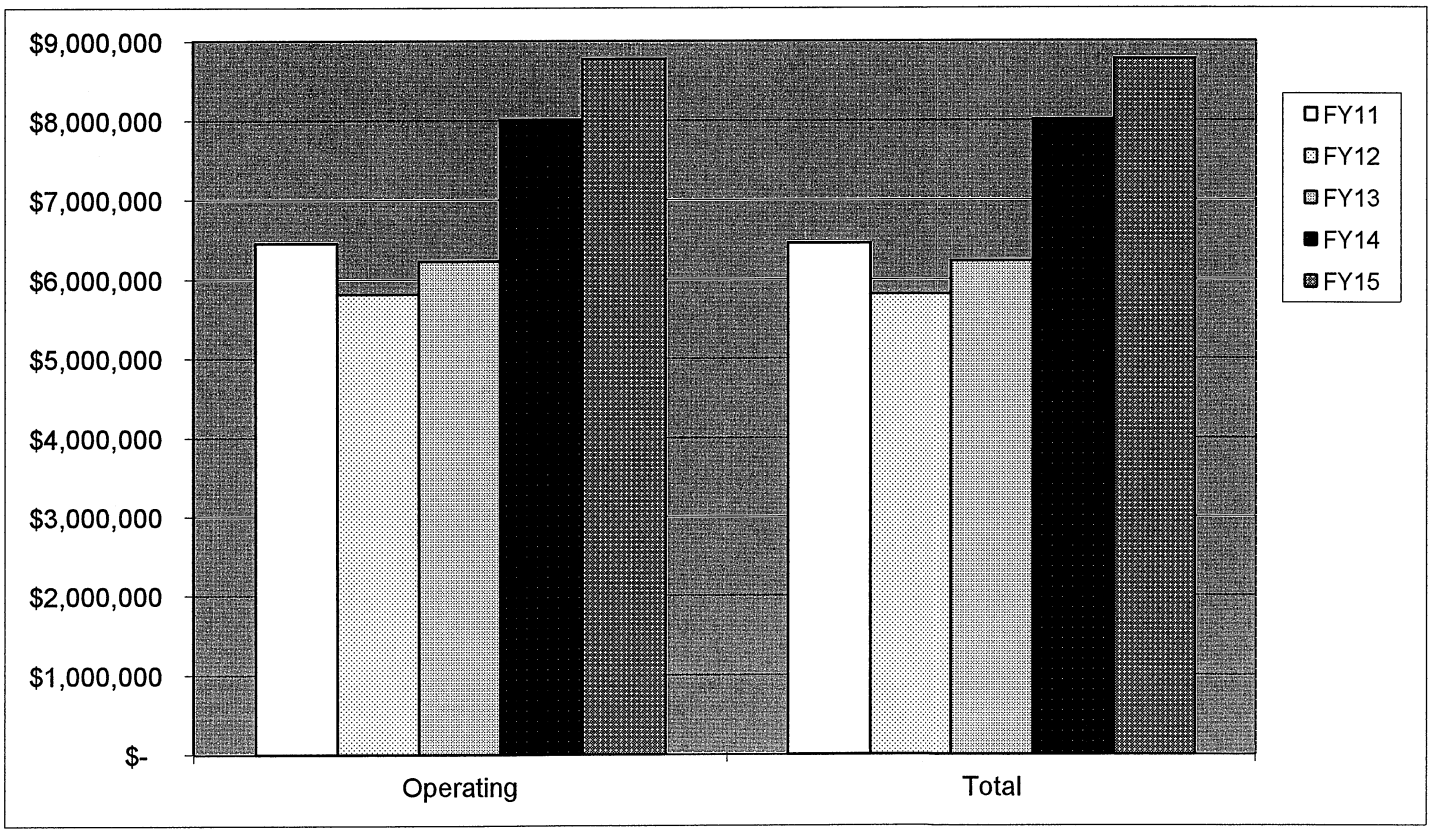

	Actual FY11	Actual FY12	Actual FY13	Amd Budget FY14	Budget FY15
Operating	$ 6,456,332	$ 5,812,037	$ 6,227,393	$ 8,012,400	$ 8,776,800
Total	$ 6,456,332	$ 5,812,037	$ 6,227,393	$ 8,012,400	$ 8,776,800

FINAL FY14-15 BUDGET

Health Insurance Fund - Expenditure Budget

Account		AMENDED FY13 BUDGET	FY13 ACTUAL	BUDGET FY14 ORIG	BUDGET FY14 AMEND	thru 6/30/14 FY14 ACTUAL	APPROVED FY15	Supplemental Approved
OPERATING								
6050.000.601.500700.220	OPERATING SUPPLIES	400	-	400	400	0	400	
6050.000.601.500700.304	PRESCRIPTION DRUGS	1,100,000	1,197,113	1,300,000	1,300,000	1,152,211	1,250,000	
6050.000.601.500700.351	MEDICAL & DENTAL CLAIMS	4,911,930	4,500,482	4,968,150	4,968,150	5,572,850	5,800,000	
6050.000.601.500700.356	MEDICAL - WELLNESS/ OTHER COSTS	20,000	18,049	20,000	20,000	15,503	22,000	
6050.000.601.500700.398	INSURANCE CONSULTANT CONTRACT	42,600	42,600	42,600	42,600	44,400	44,400	
6050.000.601.500700.399	OTHER CONTRACT SERVICES - EAP	8,000	11,119	12,000	12,000	6,079		
6050.000.601.500700.510	STOP-LOSS INSURANCE	177,250	175,037	177,250	177,250	174,634	170,000	
6050.000.601.500700.514	TPA SERVICES	260,820	282,993	292,000	292,000	267,625	290,000	
6050.000.601.500700.850	EXPEND. CONTINGENCY	1,200,000	-	1,200,000	1,200,000	0	1,200,000	
	OPERATING TOTAL	**7,721,000**	**6,227,393**	**8,012,400**	**8,012,400**	**7,233,302**	**8,776,800**	
	TOTAL	**7,721,000**	**6,227,393**	**8,012,400**	**8,012,400**	**7,233,302**	**8,776,800**	**-**

REQUESTS FOR ADDITIONAL OPERATING AND CAPITAL BUDGET OVER FY14 ORIGINAL BUDGET

ACCOUNT NUMBER	EXPLANATION	AMOUNT Requested

FY 14-15 FINAL
REVENUE BUDGET and 5 YEAR REVENUE HISTORY

TELEPHONE SYSTEM

TAX REVENUE	$	-
NON-TAX REVENUE		146,725
TOTAL REVENUES	**$**	**146,725**
Use / (Source) of Reserves		2,163
TOTAL RESOURCES USED	**$**	**148,888**

BASE APPROPRIATIONS	$	148,888
Conting, One-time, Bldg trans		-
TOTAL APPROPRIATIONS	**$**	**148,888**

Reserves 7/1/14	$	178,249
(Use)/Source of Reserves		(2,163)
Proj. Res. 6/30/15	**$**	**176,086**

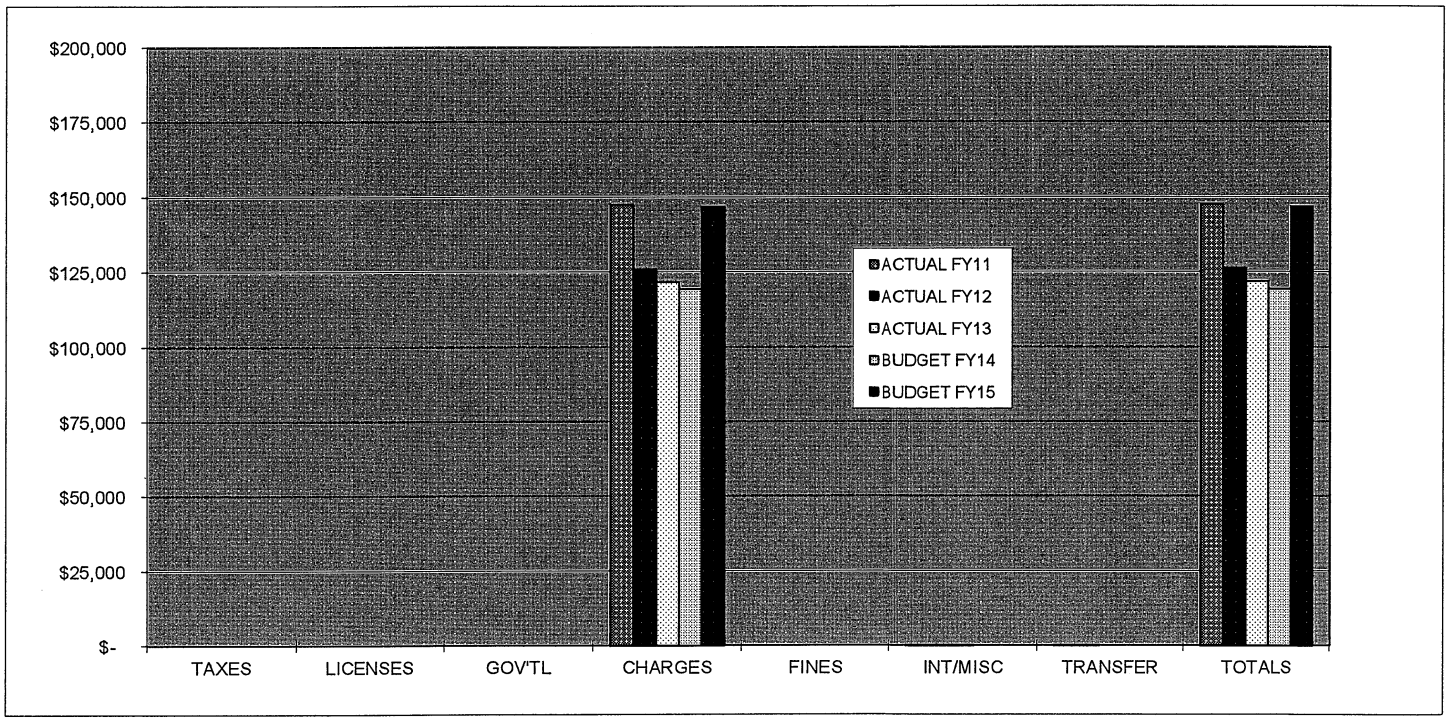

		ACTUAL FY11		ACTUAL FY12		ACTUAL FY13		BUDGET FY14		BUDGET FY15
TAXES	$	-	$	-	$	-	$	-	$	-
LICENSES	$	-	$	-	$	-	$	-	$	-
GOV'TL	$	-	$	-	$	-	$	-	$	-
CHARGES	$	147,549	$	125,951	$	121,759	$	119,306	$	146,725
FINES	$	-	$	-	$	-	$	-	$	-
INT/MISC	$	48	$	186	$	133	$	-	$	-
TRANSFER	$	48	$	186	$	-	$	-	$	-
TOTALS	**$**	**147,645**	**$**	**126,323**	**$**	**121,892**	**$**	**119,306**	**$**	**146,725**

FY 14-15 FINAL BUDGET

Phone System Fund- Revenue Budget

Account		FY13 AMEND BUDGET	FY13 ACTUAL		FY14 ORIG BUDGET	FY14 AMEND BUDGET	FY14 ACTUAL thru 6/30/14		PROJECTED FY15
6060.000.000.369000.000	OTHER INCOME		133				1,776		0
6060.000.000.398010.000	LINE & EXTENSION CHARGES	26,440	28,000		26,440	26,440	31,000		49,800
6060.000.000.398030.000	EQUIPMENT REPLACEMENT CHARGE	12,322	11,766		12,322	12,322	9,343		9,247
6060.000.000.398040.000	TELEPHONE MAINTENANCE	70,644	72,399		70,644	70,644	74,599		72,371
6060.000.000.398050.000	PAY PHONE RESIDUALS	400	234		400	400	60		100
6060.000.000.398060.000	VIDEO CONFERENCING	16,200	9,360		9,500	9,500	13,678		15,207
TOTAL		**126,006**	**121,892**		**119,306**	**119,306**	**130,456**		**146,725**

FY 14-15 FINAL BUDGET SUMMARY and 5 YEAR HISTORY

TELEPHONE SYSTEM

This fund is used to administer and cost allocate charges back to departments for phone utilization.

Numbers below presented on a cash basis, although the audited financial statement numbers are shown on a full accrual basis (GAAP).

FY15 FTEs	FY14 FTEs	FY13 FTEs	FY12 FTEs
1.00	1.00	1.00	1.00

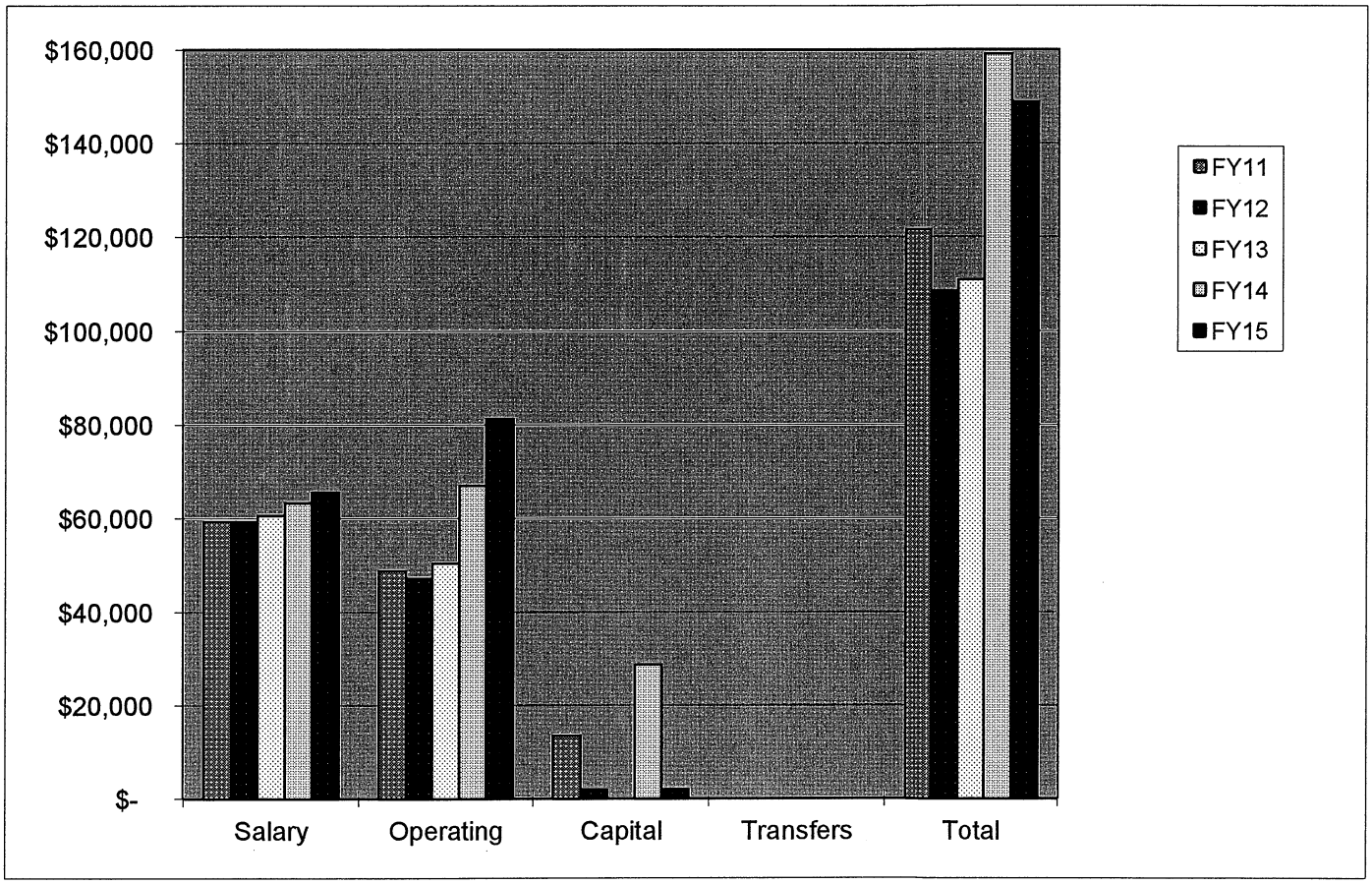

	Actual FY11	Actual FY12	Actual FY13	Amd Budget FY14	Budget FY15
Salary	$ 59,340	$ 59,354	$ 60,659	$ 63,342	$ 65,652
Operating	$ 48,760	$ 47,161	$ 50,334	$ 67,023	$ 81,317
Capital	$ 13,502	$ 1,942	$ -	$ 28,746	$ 1,919
Transfers	$ -	$ -	$ -	$ -	$ -
Total	$ 121,602	$ 108,457	$ 110,993	$ 159,111	$ 148,888

FINAL FY14-15 BUDGET

Phone Fund - Expenditure Budget

Account		AMENDED FY13 BUDGET	FY13 ACTUAL	BUDGET FY14 ORIG	BUDGET FY14 AMEND	thru 6/30/14 FY14 ACTUAL	APPROVED FY15	Supplemental Approved
PERSONNEL								
6060.000.608.500800.111	SALARIES/PERM	43,652	43,333	44,914	44,914	45,207	46,456	
6060.000.608.500800.120	OVERTIME			0	0	192	-	140
6060.000.608.500800.130	TERMINATION PAY			0	0	1,257		
6060.000.608.500800.141	UNEMPLOYMENT COMPENSATION	153	153	157	202	206	256	
6060.000.608.500800.142	WORKER'S COMPENSATION	2,488	2,472	2,650	2,650	2,670	2,545	
6060.000.608.500800.143	GROUP HEALTH INSURANCE	8,133	8,100	8,340	8,295	7,993	8,820	
6060.000.608.500800.144	SOCIAL SECURITY	3,339	3,315	3,436	3,436	3,473	3,554	
6060.000.608.500800.147	LONG TERM DISABILITY	109	107	112	112	111	116	
6060.000.608.500800.153	LIFE INSURANCE	105	102	108	108	115	111	
6060.000.608.500800.156	PUBLIC EMPLOYEE RETIRE	3,086	3,077	3,625	3,625	3,666	3,795	
	PERSONNEL TOTAL	**61,065**	**60,659**	**63,342**	**63,342**	**64,890**	**65,652**	
OPERATING								
6060.000.608.500800.210	OFFICE SUPPLIES	200	67	200	200	0	200	
6060.000.608.500800.220	OPERATING SUPPLIES	15,000	10,129	15,000	15,000	14,934	10,000	
6060.000.608.500800.345	LINE CHARGES - COURTHOUSE	26,440	30,893	26,440	26,440	24,917	42,040	15,600
6060.000.608.500800.360	REPAIR & MAINT SERVICE	400	0	400	400	0	400	
6060.000.608.500800.370	TRAVEL/MOVING	4,000	0	4,000	4,000	155	4,000	
6060.000.608.500800.380	TRAINING	3,000	0	3,000	3,000	0	3,000	
6060.000.608.500800.398	CONTRACT SERVICE - SUMMITNET						7,760	7,760
6060.000.608.500800.830	DEPRECIATION							
6060.000.608.500801.368	SOFTWARE/HARDWARE MAINT - VTC SYSTEM			4,313	4,313	4,317	4,317	
6060.000.608.500801.345	LINE CHARGES - VIDEO CONFERENCING LIN	17,147	9,245	13,670	13,670	11,541	9,600	
	OPERATING TOTAL	**66,187**	**50,334**	**67,023**	**67,023**	**55,864**	**81,317**	
CAPITAL								
6060.000.608.500800.940	CAPITAL OUTLAY-EQUIPMENT			-	28,746	16,226	1,919	1,919
	CAPITAL TOTAL	**-**	**-**	**-**	**28,746**	**16,226**	**1,919**	
	TOTAL	**127,252**	**110,993**	**130,365**	**159,111**	**136,980**	**148,888**	**25,419**

REQUESTS FOR ADDITIONAL OPERATING AND CAPITAL BUDGET OVER FY14 ORIGINAL BUDGET

ACCOUNT NUMBER	EXPLANATION	AMOUNT Requested
6060.000.608.500800.345	Switch to fiber optic lines	15,600
6060.000.608.500800.398	CONTRACT SERVICE - SUMMITNET	7,760
6060.000.608.500800.940	Routers	1,919
		$ 25,279

For future consideration and planning

Replacement of 8 year old phone room switch $ 169,853
Should be done some time during the next 2 or 3 years.

REQUESTS FOR CHANGES IN PERSONNEL FROM FY14

POSITION	EXPLANATION FOR FTE, OVERTIME, OR TEMP SALARY CHANGE	
6060.000.608.500800.120	Overtime	140
		$ 25,419

FINAL FY 2014-15 PERSONNEL LISTS

ALL SALARY NUMBERS ARE FOR BUDGETING PURPOSES ONLY

DEPT. 608

PHONE

Position Title	7/01/14 Grade	CLASS WORK COMP	Union Status	FY15 FTE's	FY14 FTE's	FY13 FTE's	FY12 FTE's	FY15 SALARY	0.55% UNEM.	WORK COMP	HEALTH INSUR.	7.65% FICA	LIFE INSUR.	Long-term Disability	8.170% PERS	TOTAL SALARY & BENEFITS
Phone Technician	E	9410	None	1.0	1.0	1.0	1.0	46,316	255	2,540	8,820	3,543	111	116	3,784	65,484
OVERTIME		9410						140	1	5	0	11	0	0	11	168
Contingency		8810						0	0	0	0	0	0	0	0	0
				1.0	1.0	1.0	1.0	46,456	256	2,545	8,820	3,554	111	116	3,795	65,652

FINAL FY14-15 BUDGET

BSED - County Tax Funding

Big Sky Economic Development (BSED)

	BSED Mill Levy	Levied Tax Revenues	Maximum Mill Levy	Maximum Tax Revenues
FY15	3.09	$ 929,936	3.40	$ 1,022,709
FY14	3.09	$ 924,880	3.37	$ 1,008,376
FY13	3.09	$ 904,709	3.34	$ 977,027
FY12	3.05	$ 886,952	3.27	$ 951,413
FY11	3.05	$ 867,682	3.21	$ 913,490
FY10	3.05	$ 832,385	3.12	$ 850,583
FY09	3.02	$ 802,332	3.02	$ 802,332
FY08	2.94	$ 725,389	2.94	$ 725,389
FY07	2.82	$ 663,745	2.82	$ 663,745
FY06	2.76	$ 618,031	2.76	$ 618,031
FY05	2.71	$ 574,448	2.71	$ 574,448
FY04	2.46	$ 504,406	2.64	$ 542,077
FY03	2.48	$ 504,392	2.48	$ 504,392
FY02	2.41	$ 481,554	2.41	$ 481,554
FY01	2.33	$ 463,262	2.33	$ 463,262
FY00	2.13	$ 465,867	2.13	$ 465,867

The above revenues only reflect the portion of their budget levied by the County. A copy of their complete budget can be obtained from BSED.

BSED preliminary entitlement reimbursement is $198,789 for FY15. Included in FY15 entitlement is $16,748 for SB96 personal property reimbursement, which is offset by reduction in tax authority.
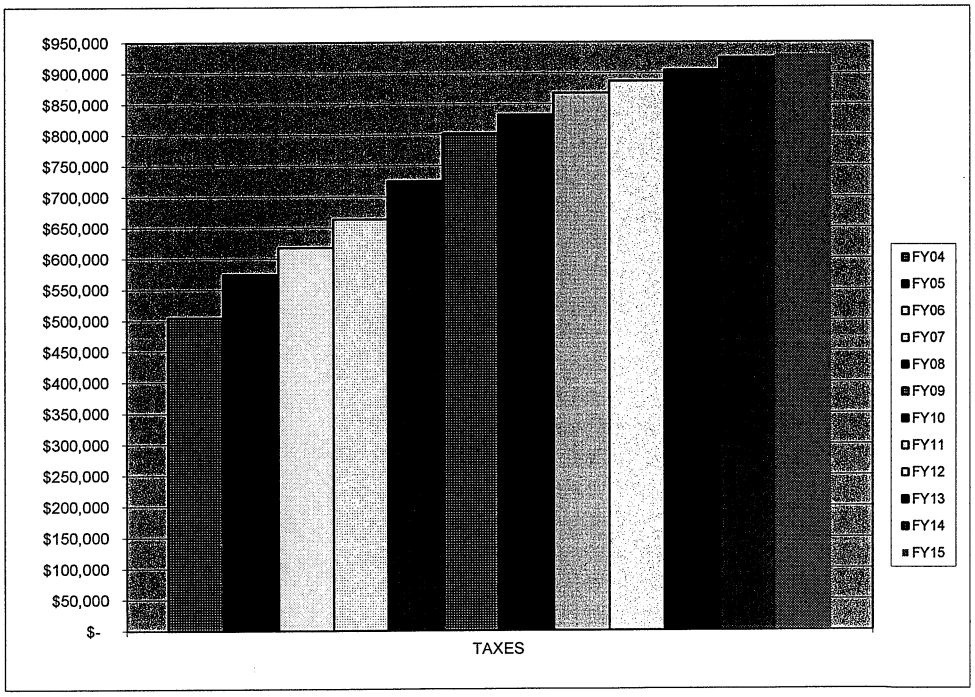
The increase in tax revenue between FY04 and FY14 of $420,474 is dedicated as matching revenue for new private economic development projects.